



Perth County



St. Marys Police Services Board Report



February 2017



Perth County OPP Community Safety and Engagement Report

St. Marys 2017/ February

Calls for Service

2017: 128

2016: 130

2015: 108

Public Complaints

Policy	Nil
--------	-----

Service	Nil
---------	-----

Conduct	Nil
---------	-----

Secondary Employment

N/A

DAR - Community Safety / Mobilization Hours

Number of Cruiser Patrol Hours:	192.00
---------------------------------	--------

Number of Foot Patrol Hours:	62.25
------------------------------	-------

Number of School Patrol Hours:	40.00
--------------------------------	-------

Number of Specialized Patrol Hours:	Nil
-------------------------------------	-----

Number of Focused Patrol Hours:	20.50
---------------------------------	-------

Number of Community Mobilization Hours:	30.50
---	-------

Number of RIDE Program Hours:	3.00
-------------------------------	------

Number of Auxiliary Hours:	100.00
----------------------------	--------

Perth County OPP Community Safety and Engagement Report

St. Marys 2017/ February

Detachment Initiatives

Number of Targeted Media Releases:	23 media releases for Perth County were placed on the Perth County Media Portal which included 1 for St. Marys (Theft of Pickup Truck).
Crime and Traffic Campaigns/Initiatives:	<p>5 Collisions in St. Marys in February (5 Property Damage)</p> <p>There were 7 RIDE programs conducted in St. Marys in February yielding the following results:</p> <ul style="list-style-type: none">• Four charges under the Liquor Licence Act• One charge under the Highway Traffic Act <p>The OPP Distracted Driving campaign kicks off on March 13th and runs until March 19th. Police will be out looking for drivers not paying attention to the roads.</p>
Public Education Campaigns:	<p>PC Melnychuk conducted an early morning radio interview in Stratford emphasizing the "share the road" messaging. Radio commercial ads were done with Stratford Radio station in conjunction with Perth District Health Unit and Stratford Police. These were to deliver messaging on proper booster seat use for children.</p> <p>PC Melnychuk also participated in the Coldest Night of the Year Walk in Stratford to support the Stratford Perth Shelter Link program which provides assistance to homeless youth.</p> <p>Media releases were also done for the Guns and Hoses hockey game/Push for Change event being held in St. Marys on February 18, 2017. During the game, photos and information were shared with the public through social media via OPP West Region Twitter account. Information was also shared with partners such as Shelter Link, Victim Services Grey Bruce Perth, Perth Paramedic Services, St. Marys Fire and the Push for Change Organization. Interviews were done with local media organizations at the time of and following the event. This was an effort at promoting the event, bringing attention to the issue of youth homelessness and emphasizing the cooperation of all agencies participating.</p> <p>Releases were sent out regarding snowmobile safety as well as fentanyl and how it pertains to public safety.</p>
Crime Stoppers:	24 Total Calls to Perth County Crime Stoppers this month (tips and follow up calls). 18 new codes were issued for Perth County Crime Stoppers. Total of 1 Community meeting / 0 presentations.

Perth County OPP Community Safety and Engagement Report

St. Marys 2017/ February

Community Engagement

<p>School/Youth Officer Hours / Calls for Service:</p>	<p>PC McLeod has been into the local schools and is arranging to have the KIDS program (Knowledge, Issues, Decisions, Supports) delivered to the grade 6 classes at Little Falls Public School beginning in March.</p> <p>While conducting school patrol on James St south, PC McLeod was approached by a bus driver who reported someone had driven by the bus while the lights were activated and the stop arm was out. The bus driver was able to identify the vehicle driver and advised the officer. The officer located the driver and charged them accordingly.</p> <p>A domestic between two students occurred. This was an on-going verbal dispute. No one came forward to report an assault to police so there were no criminal charges laid.</p> <p>Two students reported bullying within their peer group. The youth were spoken to by police and the school was made aware of the issues.</p> <p>PC McLeod attended the Committee of Youth Officers conference in Niagara Falls and sat in on a number of informative sessions including: "Debunking the Stranger Danger Myth", "Keeping Kids Safe in the Real and Virtual World", "Human Trafficking and Child Sexual Exploitation", "Restorative Practice and the Brain" and "Programs Don't Change People; Relationships Change People". Many of the seminars spoke about protecting kids where they live and go to school and recognizing and supporting the youth who have struggles, challenges and trauma to overcome. It was a very educational conference and exposed PC McLeod to other programs and organizations that will assist in educating and helping the youth in St. Marys.</p> <p>There were four calls for service at St. Marys DCVI (Domestic, Drugs, Trouble with Youth x 2)</p>
<p>Community Mobilization Officer:</p>	<p>The Community Mobilization and Engagement Program were involved in a large number of incidents during the month of February. In addition, PC Dekoning attended a two day conference in London that focused on Mental Health and Youth. Community partners from across Canada attended this conference to provide information and further discuss strategies to deal with the growing issue surrounding our youth experiencing mental health issues.</p>

Perth County OPP Community Safety and Engagement Report

St. Marys 2017/ February

	<p>Families of people suffering from mental health or addiction issues often are left with questions and concerns involving their children or parents. PC Dekoning has been making an effort to communicate with these individuals to update them on the status of their family members and offer them greater assistance moving forward.</p> <p>Some of the things that the mobilization officer did this month are:</p> <ul style="list-style-type: none">• Attend weekly meetings at the Situation Table• Attend monthly Stop Violence Against Women meeting• Contact with two families in St. Marys who are seeking assistance for their children• Involved in a Case Conference involving a St. Marys youth with behavioural issues• Initiate a home visit with a youth who only attends school periodically. Will continue visits and provide the Kids Program. <p>Police investigated 6 Mental Health Act calls in St. Marys during the month of February.</p> <p>Sgt. Lobb recently canvassed the businesses within St. Marys to ensure that the OPP has the most current contact information on file.</p>
Focused Patrol Initiatives:	<ul style="list-style-type: none">• DAR #17-25 (06Jan17-06Feb17) Dedicated patrols to address concerns of speeding vehicles in four areas of St. Marys. These areas include Queen Street West near Thames Road, Queen Street East near Industrial Road, James Street North near Glass Street and James Street South between Maxwell Street and Elizabeth Street. Ten officers contributed to this initiative for a total of 55.00 hours with six speeding charges laid.• There are currently no other Focused Patrol initiatives within St. Marys.
Community Events:	<ul style="list-style-type: none">• The Push for Change hockey game took place on Saturday, February 18th at 3:00pm at the Pyramid Centre between the Perth County OPP and the St. Marys Fire Department. The game and awareness day were well attended with the "Guns" beating the "Hoses". Approximately \$1000 was raised for Push for Change as well as \$2000 for Victim Services. The Perth County OPP Detachment Commander sent a thank you to the St. Marys Lincolns for organizing the event.

Perth County OPP Community Safety and Engagement Report

St. Marys 2017/ February

Noteworthy Occurrences

- There have been several vehicle thefts from St. Marys. One has since been recovered in London. Police conducted an investigation and have made an arrest in relation to these offences. Police are urging motorists to make it more difficult for thieves by locking the doors, taking the keys with them and not leaving a vehicle running while unattended.

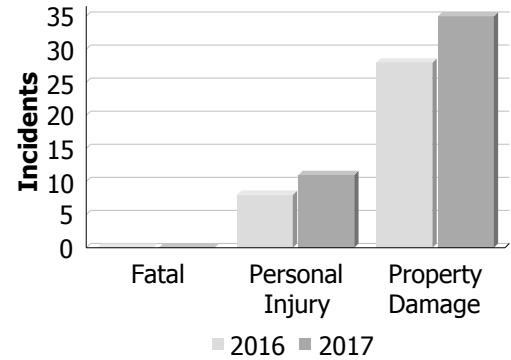
Looking Forward

Trends:	The weather should start to improve which means there should be less chance of weather-related collisions
Detachment Pressures:	Current vacancies / Block training commenced. Sergeant vacancy will be filled in the next couple of months
Community Pressures:	Although the Focused Patrol has concluded regarding speeding complaints within St. Marys, officers will continue to patrol and enforce in the affected zones

Police Services Board Report for St. Marys
Collision Reporting System
February - 2017

Motor Vehicle Collisions by Type

Incidents	February			Year to Date - February		
	2016	2017	% Change	2016	2017	% Change
Fatal	0	0	--	1	1	0.0%
Personal Injury	8	11	37.5%	18	19	5.6%
Property Damage	28	35	25.0%	87	74	-14.9%
Total	36	46	27.8%	106	94	-11.3%



Fatalities in Detachment Area

Incidents		February			Year to Date - February		
		2016	2017	% Change	2016	2017	% Change
Motor Vehicle Collision	Fatal Incidents	0	0	--	1	1	0.0%
	Alcohol Related	0	0	--	0	0	--
Off-Road Vehicle	Fatal Incidents	0	0	--	0	0	--
	Alcohol Related	0	0	--	0	0	--
Motorized Snow Vehicle	Fatal Incidents	0	0	--	0	0	--
	Alcohol Related	0	0	--	0	0	--

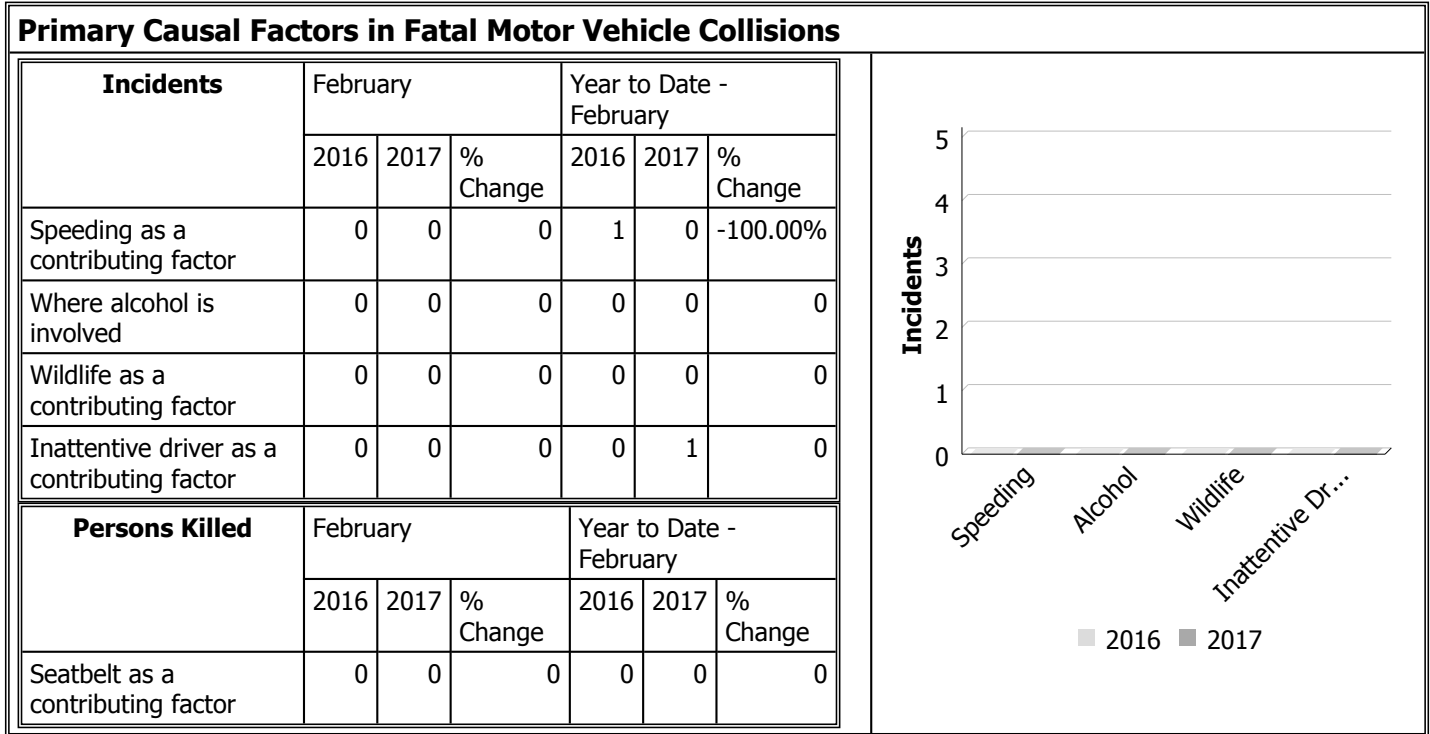
Persons Killed		February			Year to Date - February		
		2016	2017	% Change	2016	2017	% Change
Motor Vehicle Collision		0	0	--	1	1	0.0%
Off-Road Vehicle		0	0	--	0	0	--
Motorized Snow Vehicle		0	0	--	0	0	--

Detachment: 6N - PERTH COUNTY
Location code(s): 6N00-PERTH COUNTY
Data source date: 2017/03/09

Report Generated by:
 McFalls, Shawn

Report Generated on:
 10-Mar-17 2:57:54 PM
 PP-CSC-Operational Planning-4300

Police Services Board Report for St. Marys
Collision Reporting System
February - 2017



Data Utilized

- SQL online application reporting system – OPP CRS 2.3.09
- Collision Reporting System Business Intelligence Cube

Detachment: 6N - PERTH COUNTY
Location code(s): 6N00-PERTH COUNTY

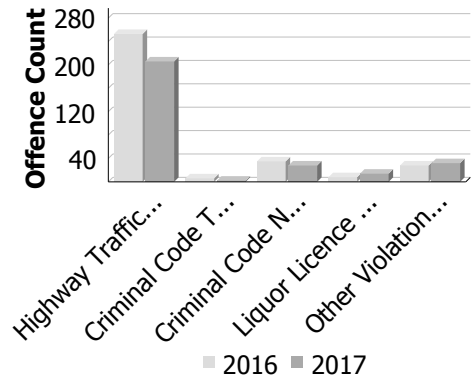
Data source date: 2017/03/09
Report Generated by: McFalls, Shawn

Report Generated on:
 10-Mar-17 2:57:54 PM
 PP-CSC-Operational Planning-4300

Police Services Board Report for St. Marys
Integrated Court Offence Network
February - 2017

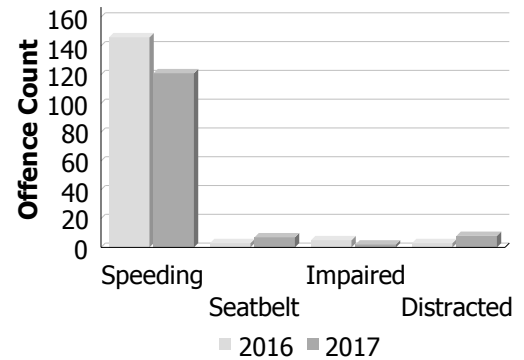
Criminal Code and Provincial Statute Charges Laid

Offence Count	February			Year to Date - February		
	2016	2017	% Change	2016	2017	% Change
Highway Traffic Act	253	206	-18.6%	469	408	-13.0%
Criminal Code Traffic	6	2	-66.7%	8	5	-37.5%
Criminal Code Non-Traffic	35	28	-20.0%	79	66	-16.5%
Liquor Licence Act	8	14	75.0%	16	21	31.2%
Other Violations	28	32	14.3%	57	57	0.0%
All Violations	330	282	-14.5%	629	557	-11.4%



Traffic Related Charges

Offence Count	February			Year to Date - February		
	2016	2017	% Change	2016	2017	% Change
Speeding	146	121	-17.1%	244	240	-1.6%
Seatbelt	3	7	133.3%	3	8	166.7%
Impaired	5	2	-60.0%	7	5	-28.6%
Distracted	3	8	166.7%	4	11	175.0%



Integrated Court Offence Network data is updated on a monthly basis: Data could be as much as a month and a half behind.

Data Utilized

- Ministry of Attorney General, Integrated Court Offence Network
- Integrated Court Offence Network Charge Business Intelligence Cube

Detachment: 6N - PERTH COUNTY

Location code(s): 6N00 - PERTH COUNTY

Data source date:
13-Mar-17 1:12:34 PM

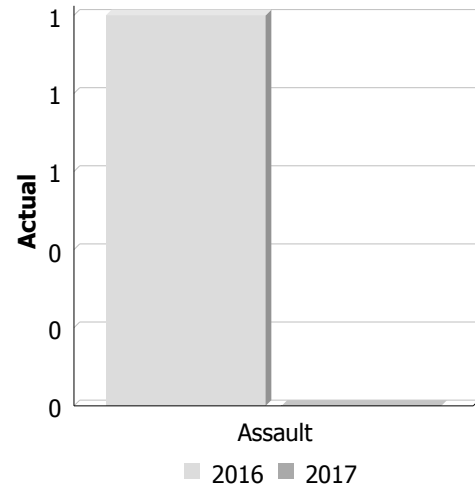
Report Generated by:
McFalls, Shawn

Report Generated on:
15-Mar-17 10:52:20 AM
PP-CSC-Operational Planning-4300

Police Services Board Report for St. Marys
Records Management System
February - 2017

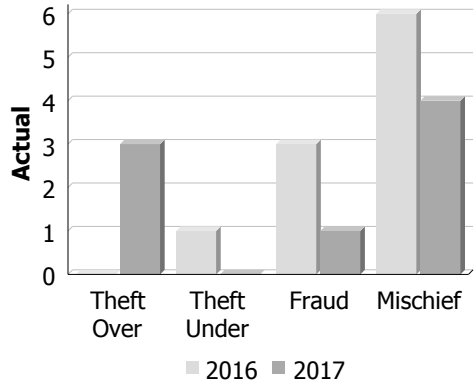
Violent Crime

Actual	February			Year to Date - February		
	2016	2017	% Change	2016	2017	% Change
Murder	0	0	--	0	0	--
Other Offences Causing Death	0	0	--	0	0	--
Attempted Murder	0	0	--	0	0	--
Sexual Assault	0	0	--	0	0	--
Assault	1	0	-100.0%	3	1	-66.7%
Abduction	0	0	--	0	0	--
Robbery	0	0	--	0	0	--
Other Crimes Against a Person	0	0	--	0	0	--
Total	1	0	-100.0%	3	1	-66.7%



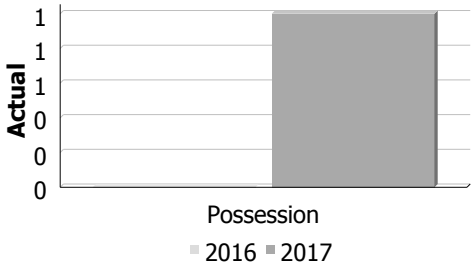
Property Crime

Actual	February			Year to Date - February		
	2016	2017	% Change	2016	2017	% Change
Arson	0	0	--	0	0	--
Break & Enter	0	0	--	0	0	--
Theft Over	0	3	--	0	4	--
Theft Under	1	0	-100.0%	1	3	200.0%
Have Stolen Goods	0	0	--	0	0	--
Fraud	3	1	-66.7%	5	2	-60.0%
Mischief	6	4	-33.3%	9	4	-55.6%
Total	10	8	-20.0%	15	13	-13.3%



Drug Crime

Actual	February			Year to Date - February		
	2016	2017	% Change	2016	2017	% Change
Possession	0	1	--	0	1	--
Trafficking	0	0	--	0	0	--
Importation and Production	0	0	--	0	0	--
Total	0	1	--	0	1	--



Detachment: 6N - PERTH COUNTY

Location code(s): 6N00 - PERTH COUNTY

Area code(s): 6224 - St. Marys, 6296 - DVCI (St Marys District Collegiate and Vocational Institute)

Data source date:

2017/03/03

Report Generated by:

McFalls, Shawn

Report Generated on:

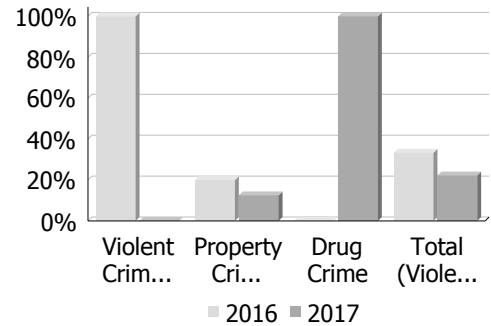
10-Mar-17 3:00:32 PM

PP-CSC-Operational Planning-4300

Police Services Board Report for St. Marys
Records Management System
February - 2017

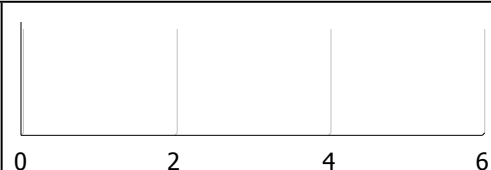
Clearance Rate

Clearance Rate	February			Year to Date - February		
	2016	2017	Difference	2016	2017	Difference
Violent Crime	100.0%	--	--	100.0%	100.0%	0.0%
Property Crime	20.0%	12.5%	-7.5%	13.3%	7.7%	-5.6%
Drug Crime	--	100.0%	--	--	100.0%	--
Total (Violent, Property & Drug)	33.3%	22.2%	-11.1%	31.6%	20.0%	-11.6%



Criminal Record and Vulnerable Sector Screening Checks

Actual	February			Year to Date - February		
	2016	2017	% Change	2016	2017	% Change
Criminal Record Checks	0	0	--	1	0	-100.0%
Vulnerable Sector Screening Checks	0	0	--	0	0	--



Data contained within this report is dynamic in nature and numbers will change over time as the Ontario Provincial Police continue to investigate and solve crime.

Data Utilized

- Major Crimes
- Niche RMS All Offence Level Business Intelligence Cube

Detachment: 6N - PERTH COUNTY

Location code(s): 6N00 - PERTH COUNTY

Area code(s): 6224 - St. Marys, 6296 - DVCI (St Marys District Collegiate and Vocational Institute)

Data source date:

2017/03/03

Report Generated by:

McFalls, Shawn

Report Generated on:

10-Mar-17 3:00:32 PM

PP-CSC-Operational Planning-4300

STATEMENT OF FEES COLLECTED RECOVERABLE EXPENSES

Perth County Detachment

St Marys

Month of: February 2017			
Service	Receipted	Cash	Sub-Total
Record Checks - Employment	20	\$500.00	\$500.00
Fingerprints			
Insurance Requests	3	\$126.75	\$126.75
Occurrence Reports	1	\$42.25	\$42.25
Other			
Totals			\$669.00

Year to Date (includes current month)			
Service	Receipted	Cash	Year to Date
Record Checks - Employment	44	\$1100.00	\$1100.00
Fingerprints			
Insurance Requests	5	\$211.25	\$211.25
Occurrence Reports	1	\$42.25	\$42.25
Other			
Totals			\$1353.50



Calls For Service (CFS) Billing Summary Report

St. Marys February - 2017

Billing Categories <i>(Billing categories below do not match traditional crime groupings)</i>		2017				2016			
		February	Year to Date	Time Standard	Year To Date Weighted Hours	February	Year to Date	Time Standard	Year To Date Weighted Hours
Violent Criminal Code	Sexual Assault	0	0		0.0	1	1	14.8	14.8
	Assault With Weapon or Causing Bodily Harm-Level 2	0	1	14.8	14.8	0	2	14.8	29.6
	Assault-Level 1	0	0		0.0	1	3	14.8	44.4
	Criminal Harassment	0	0		0.0	1	1	14.8	14.8
	Total	0	1	14.8	14.8	3	7	14.8	103.6
Property Crime Violations	Theft Over - Other Theft	1	1	6.4	6.4	0	0		0.0
	Theft of - Automobile	2	2	6.4	12.8	0	0		0.0
	Theft of - Trucks	1	3	6.4	19.2	0	0		0.0
	Theft of - All Terrain Vehicles	1	1	6.4	6.4	0	0		0.0
	Theft under - Bicycles	0	2	6.4	12.8	0	0		0.0
	Theft under - Other Theft	0	2	6.4	12.8	0	0		0.0
	Theft Under \$5,000 [SHOPLIFTING]	0	0		0.0	1	1	6.4	6.4
	Fraud - Steal/Forge/Poss./Use Credit Card	0	0		0.0	0	1	6.4	6.4
	Fraud - False Pretence <= \$5,000	0	0		0.0	1	1	6.4	6.4
	Fraud -Money/property/security <= \$5,000	1	1	6.4	6.4	1	1	6.4	6.4
	Fraud - Other	1	1	6.4	6.4	2	3	6.4	19.2
	Identity Fraud	0	1	6.4	6.4	0	0		0.0
	Mischief - master code	6	6	6.4	38.4	6	9	6.4	57.6
	Property Damage	0	0		0.0	2	2	6.4	12.8
	Total	13	20	6.4	128.0	13	18	6.4	115.2
Other Criminal Code Violations (Excluding traffic)	Bail Violations - Fail To Comply	0	1	7.4	7.4	1	1	7.4	7.4
	Counterfeit Money - Others	1	1	7.4	7.4	0	0		0.0
	Breach of Probation	1	2	7.4	14.8	0	0		0.0
	Total	2	4	7.4	29.6	1	1	7.4	7.4
Drug Possession	Possession Other Controlled Drugs and Substance Act	1	1	6.2	6.2	0	0		0.0
	Possession Cannabis	1	1	6.2	6.2	0	0		0.0
	Drug related occurrence	1	1	6.2	6.2	1	2	6.2	12.4
	Total	3	3	6.2	18.6	1	2	6.2	12.4
Statutes & Acts	Landlord/Tenant	0	3	3.1	9.3	1	3	3.1	9.3
	Mental Health Act	5	7	3.1	21.7	5	7	3.1	21.7



Calls For Service (CFS) Billing Summary Report

St. Marys February - 2017

Billing Categories <i>(Billing categories below do not match traditional crime groupings)</i>		2017				2016			
		February	Year to Date	Time Standard	Year To Date Weighted Hours	February	Year to Date	Time Standard	Year To Date Weighted Hours
Statutes & Acts	Mental Health Act - No contact with Police	0	0		0.0	2	4	3.1	12.4
	Mental Health Act û Threat of Suicide	1	2	3.1	6.2	0	1	3.1	3.1
	Mental Health Act - Voluntary Transport	0	1	3.1	3.1	2	3	3.1	9.3
	Custody Dispute	0	0		0.0	1	1	3.1	3.1
	Trespass To Property Act	1	3	3.1	9.3	2	3	3.1	9.3
	Total	7	16	3.1	49.6	13	22	3.1	68.2
Operational	Animal Stray	0	0		0.0	0	1	3.5	3.5
	Animal Injured	2	2	3.5	7.0	0	0		0.0
	Animal - Other	5	5	3.5	17.5	1	1	3.5	3.5
	Domestic Disturbance	1	2	3.5	7.0	3	8	3.5	28.0
	Suspicious Person	4	8	3.5	28.0	5	6	3.5	21.0
	Phone -Nuisance - No Charges Laid	0	1	3.5	3.5	0	1	3.5	3.5
	Phone -Threatening - No Charges Laid	0	0		0.0	2	2	3.5	7.0
	Insecure Condition - Building	0	1	3.5	3.5	0	0		0.0
	Missing Person Located Under 12	1	1	3.5	3.5	0	0		0.0
	Noise Complaint - Vehicle	0	0		0.0	0	1	3.5	3.5
	Noise Complaint - Residence	1	5	3.5	17.5	2	4	3.5	14.0
	Noise Complaint - Animal	0	0		0.0	1	1	3.5	3.5
	Noise Complaint - Others	0	1	3.5	3.5	0	0		0.0
	Found-Personal Accessories	1	1	3.5	3.5	0	0		0.0
	Found-Household Property	0	1	3.5	3.5	0	1	3.5	3.5
	Lost-Personal Accessories	0	0		0.0	0	1	3.5	3.5
	Sudden Death - Natural Causes	0	0		0.0	1	1	3.5	3.5
	Suspicious Vehicle	3	5	3.5	17.5	1	2	3.5	7.0
	Trouble with Youth	4	7	3.5	24.5	3	6	3.5	21.0
	Medical Assistance - Other	0	1	3.5	3.5	0	0		0.0
	Vehicle Recovered - Automobile	0	1	3.5	3.5	0	0		0.0
	Unwanted Persons	3	3	3.5	10.5	0	2	3.5	7.0



Calls For Service (CFS) Billing Summary Report

St. Marys February - 2017

Billing Categories <i>(Billing categories below do not match traditional crime groupings)</i>		2017				2016			
		February	Year to Date	Time Standard	Year To Date Weighted Hours	February	Year to Date	Time Standard	Year To Date Weighted Hours
Operational	Neighbour Dispute	0	5	3.5	17.5	2	2	3.5	7.0
	Other Municipal By-Laws	0	0		0.0	1	3	3.5	10.5
	Traffic By-Law	1	4	3.5	14.0	1	2	3.5	7.0
	Assist Fire Department	0	1	3.5	3.5	0	0		0.0
	Assist Public	14	23	3.5	80.5	3	13	3.5	45.5
	Family Dispute	6	11	3.5	38.5	2	2	3.5	7.0
	Total	46	89	3.5	311.5	28	60	3.5	210.0
Operational2	False Alarm-Accidental Trip	1	3	1.1	3.3	6	7	1.1	7.7
	False Alarm-Malfunction	6	7	1.1	7.7	0	4	1.1	4.4
	False Holdup Alarm-Accidental Trip	0	1	1.1	1.1	0	0		0.0
	False Alarm -Others	3	3	1.1	3.3	3	4	1.1	4.4
	False Alarm -Cancelled	1	1	1.1	1.1	1	2	1.1	2.2
	Keep the Peace	0	1	1.1	1.1	2	3	1.1	3.3
	911 call / 911 hang up	2	7	1.1	7.7	9	15	1.1	16.5
	911 hang up - Pocket Dial	0	1	1.1	1.1	1	2	1.1	2.2
	911 call - Dropped Cell	0	0		0.0	1	1	1.1	1.1
	Total	13	24	1.1	26.4	23	38	1.1	41.8
Traffic	MVC - Prop. Dam. Non Reportable	2	2	3.3	6.6	1	3	3.3	9.9
	MVC - Prop. Dam. Reportable (MOTOR VEHICLE COLLISION)	0	1	3.3	3.3	0	3	3.3	9.9
	MVC - Prop. Dam. Failed to Remain (MOTOR VEHICLE COLLISION)	0	1	3.3	3.3	0	2	3.3	6.6
	Total	2	4	3.3	13.2	1	8	3.3	26.4
Total		86	161		591.7	83	156		585.0

Note to Detachment Commanders:

- The content of each report is to be shared with the municipality for which it was generated only and not be publicly shared with any other municipality or agency.
- All data is sourced from the Niche RMS application. Included are 'reported' occurrences (actuals and unfounded occurrences) for 'billable' occurrences ONLY. Data is refreshed on a weekly basis.
- The Traffic category includes motor vehicle collision (MVC) occurrences entered into Niche (UCR code 8521). MVCs are NOT sourced from the eCRS application for this report.
- Only the primary violation is counted within an occurrence.
- Time standards displayed are for the 2016 billing period.

Note to Municipalities:



Calls For Service (CFS) Billing Summary Report

St. Marys February - 2017

- Data contained within this report is dynamic in nature and numbers will change over time as the Ontario Provincial Police continues to investigate and solve crime.
- This report is NOT to be used for crime trend analysis as not all occurrences are included.
- Data groupings within this report do not match traditional crime groupings seen in other public reports such as the OPP Police Services Board reports or Statistics Canada reporting.