



Perth County



St. Marys Police Services Board Report



May 2017



Perth County OPP Community Safety and Engagement Report

St. Marys 2017/May

Calls for Service

2017: 159	2016: 138	2015: 134
-----------	-----------	-----------

Public Complaints

Policy	Nil
Service	Nil
Conduct	Nil

Secondary Employment

N/A

DAR - Community Safety / Mobilization Hours

Number of Cruiser Patrol Hours:	196.50
Number of Foot Patrol Hours:	49.00
Number of School Patrol Hours:	13.00
Number of Specialized Patrol Hours:	Nil
Number of Focused Patrol Hours:	10.00
Number of Community Mobilization Hours:	23.25
Number of RIDE Program Hours:	4.00
Number of Auxiliary Hours:	113.00

Detachment Initiatives

Number of Targeted Media Releases:	<p>NUMBER OF TARGETED MEDIA RELEASES:</p> <p>7 media releases were placed on the Perth County Media Portal. Four were directly related to St. Marys.</p> <p>These included:</p> <ul style="list-style-type: none">• Information on a the Emergency Services Exercise• Information that SIU invoked mandate pertaining to an incident
------------------------------------	--------------------------------------------------------------------------------------------------------------------------------------------------------------------------------------------------------------------------------------------------------------------------------------------------------------------------------------------------------------------

Perth County OPP Community Safety and Engagement Report

St. Marys 2017/May

Crime and Traffic Campaigns/Initiatives:	<p>There were 9 Collisions in St. Marys in May (9 Property Damage, 0 Personal Injury).</p> <p>There were 2 RIDE programs conducted in St. Marys in May yielding no charges or tests.</p> <p>The Canada Road Safety Week traffic campaign occurred with police laying 219 speeding charges for the county, along with 15 seatbelt charges, 11 fail to yield (or stop sign) charges and 4 impaired/over 80 charges.</p>
Public Education Campaigns:	<p>PUBLIC EDUCATION & CAMPAIGNS:</p> <p>In May a bike rodeo was conducted in conjunction with the Downie Optimist Club. This was held in St. Marys Pyramid Centre on May 27, 2017. 107 children participated in this event and 37 new helmets were distributed by the Brain and Mind Matters Community Fund to children requiring them. These helmets were donated by Home Hardware. OPP auxiliary members participated in both planning and delivery of this event and played a key role to its organization and success.</p> <p>PC Melnychuk also completed media releases for the Town of St. Marys Emergency Services exercise that took place on May 31, 2017. Perth County OPP also ensured that messaging for this event was distributed through both traditional (radio, TV and print) and social media formats (Facebook, Twitter).</p> <p>On May 30, 2017 several presentations were made to students at St. Marys DCVI concerning the topic of "sexting".</p> <p>General releases were distributed regarding:</p> <ul style="list-style-type: none">• Canada Road Safety Week• The issuing of naloxone to officers
Crime Stoppers:	<p>12 Total new OPP tips (Perth County only)</p> <ul style="list-style-type: none">➤ 1 Perth Drugs➤ 11 Perth Intelligence <p>One meeting attended and no presentations completed.</p>

Perth County OPP Community Safety and Engagement Report

St. Marys 2017/May

Community Engagement

<p>School/Youth Officer Hours / Calls for Service:</p>	<p>PC McLeod has presented the OPP KIDS program to Little Falls Public School and conducted a sexting presentation at DCVI.</p> <p>There were two calls for service in May at St. Marys DCVI. They were:</p> <ul style="list-style-type: none">• Trouble with Youth regarding a possible planned assault• Domestic Disturbance whereby the victim was being bullied
<p>Community Mobilization Officer:</p>	<p>In the month of May, PC Dekoning attended numerous meetings and functions in his role as the Community Mobilization and Engagement Officer. It is an important part of his job to continue to network with community partners in order to make the appropriate referrals when dealing with prolific subjects.</p> <p>PC Dekoning attended a Canadian Police Newcomer's Engagement meeting at OPP Headquarters in Orillia. The meeting discussed the role of police in the recent Syrian Refugee crisis. PC Dekoning also attended an OPP Mental Health Strategy meeting at Regional Headquarters in London. The meeting discussed the direction of the OPP moving forward when dealing with mental health.</p> <p>PC Dekoning has completed the Kid's Program with a St Mary's youth who has mental health and behavioral issues. The youth was engaged and enjoyed the program and received a certificate upon completion.</p> <p>PC Dekoning has been making contacts with a number of St Marys residents who are experiencing mental health and addiction issues. The subjects are often transient so it can be a challenge connecting with them to ascertain if they are receptive to receiving assistance.</p> <p>Community Mobilization Involvement in St Marys in May:</p> <ul style="list-style-type: none">• Attend regular Situation Table, Stop Violence Against Women, Perth County High Risk Offender and Youth Justice Steering Committee meetings.• Assist front line officers with calls for service.• Utilize the Perth County Crisis Unit regularly. <p>Police investigated 5 Mental Health Act calls in St. Marys during the month of May.</p>

Perth County OPP Community Safety and Engagement Report

St. Marys 2017/May

	During the first five months of 2016, Perth County OPP were involved in 68 Mental Health calls for service compared to 55 during the same time frame of 2017 resulting in a 19 percent reduction. Based on these early results, it is anticipated that this proactive approach driven by analytics will ensure that those in mental crisis will receive improved community support and police mental health calls will continue to trend downward.
Focused Patrol Initiatives:	<ul style="list-style-type: none"> • 17-385 Patrols of Farm Equipment Dealerships throughout the county. Ongoing until 20Jun17...10 hours of patrol registered county-wide through the end of May • 17-405 Patrols requested in conjunction with Stop & Look Campaign (Stop Signs). Ran from June 5th-11th with a total of 91.75 hours dedicated to this initiative and 41 charges laid.
Community Events:	<ul style="list-style-type: none"> • May 8th Sgt Lobb met with members of the BIA and provided advice on robbery prevention. The Auxiliary unit will meet with business owners in the near future to complete Safeguard Ontario safety planning. • May 31st Community Emergency Disaster Planning Day. This was well-attended and well-received within the community. Numerous emergency personnel from various services were in attendance and worked together to ensure a safe resolution to the exercise. A debriefing session was held afterwards.
Noteworthy Occurrences	

- There was a theft of a kayak from Canadian Tire. This is the second such theft in three weeks from this location.
- On May 31st, the OPP utilized a vehicle equipped with the Satellite Technology Apprehension Response (STAR) system after receiving a call from the London Police Service who were following a pick-up truck that was towing a trailer and refused to stop. OPP officers were able to work with the London Police Service and receive updated information as to the location of the wanted vehicle as it continued to travel eastbound on Highway 401, eventually exiting at Drumbo Road. The STAR equipped OPP vehicle continued to proceed to the area where it was able to safely deploy a Global Position System (GPS) projectile. The projectile allowed the OPP Provincial Communications Centre (PCC) in London to safely track the movements and location of the truck and trailer, without any police involvement as it proceeded towards Waterloo and then became stationary. The Waterloo Regional Police were then contacted and short time later, the stolen trailer was located exactly where it was tracked to. The trailer had been stolen from a Line 14, Perth South address.

Perth County OPP Community Safety and Engagement Report

St. Marys 2017/May

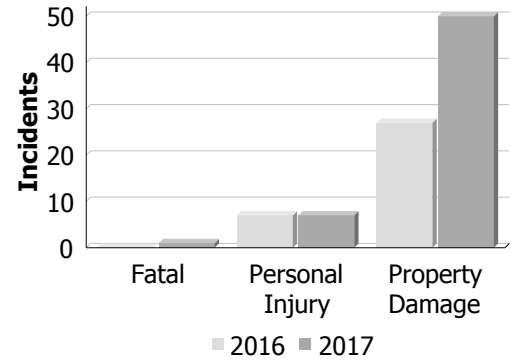
Looking Forward

Trends:	<ul style="list-style-type: none">There were just 4 incidents of violent crime in St. Marys over the first 5 months of 2017, which is down from 10 incidents during the same time frame in 2016 and down significantly from the five year average of 15 incidents. Based on data from the past five years, St. Marys should be seeing 2.8 incidents of violent crime/month.
Detachment Pressures:	<ul style="list-style-type: none">Current vacancies / Block training commenced.
Community Pressures:	<ul style="list-style-type: none">Complaints regarding dump/gravel trucks speeding. Officers are aware and will take appropriate action.

Police Services Board Report for St. Marys
Collision Reporting System
May - 2017

Motor Vehicle Collisions by Type

Incidents	May			Year to Date - May		
	2016	2017	% Change	2016	2017	% Change
Fatal	0	1	--	1	2	100.0%
Personal Injury	7	7	0.0%	43	44	2.3%
Property Damage	27	50	85.2%	172	192	11.6%
Total	34	58	70.6%	216	238	10.2%



Fatalities in Detachment Area

Incidents		May			Year to Date - May		
		2016	2017	% Change	2016	2017	% Change
Motor Vehicle Collision	Fatal Incidents	0	1	--	1	2	100.0%
	Alcohol Related	0	0	--	0	0	--
Off-Road Vehicle	Fatal Incidents	0	0	--	0	0	--
	Alcohol Related	0	0	--	0	0	--
Motorized Snow Vehicle	Fatal Incidents	0	0	--	0	0	--
	Alcohol Related	0	0	--	0	0	--

Persons Killed		May			Year to Date - May		
		2016	2017	% Change	2016	2017	% Change
Motor Vehicle Collision		0	1	--	1	2	100.0%
Off-Road Vehicle		0	0	--	0	0	--
Motorized Snow Vehicle		0	0	--	0	0	--

Detachment: 6N - PERTH COUNTY
Location code(s): 6N00-PERTH COUNTY
Data source date: 2017/06/12

Report Generated by:
 McFalls, Shawn

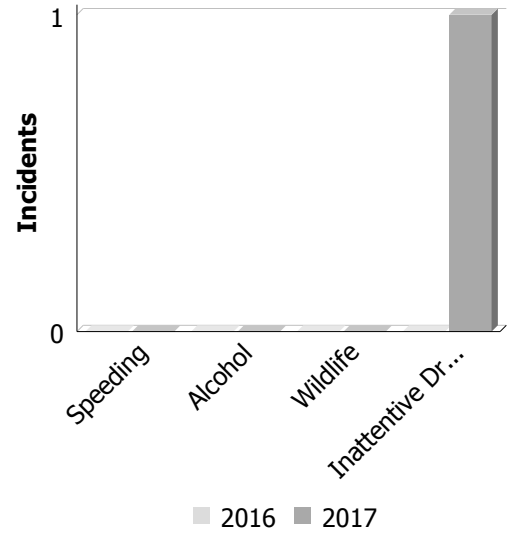
Report Generated on:
 13-Jun-17 3:40:59 PM
 PP-CSC-Operational Planning-4300

Police Services Board Report for St. Marys
Collision Reporting System
May - 2017

Primary Causal Factors in Fatal Motor Vehicle Collisions

Incidents	May			Year to Date - May		
	2016	2017	% Change	2016	2017	% Change
Speeding as a contributing factor	0	0	0	1	0	-100.00%
Where alcohol is involved	0	0	0	0	0	0
Wildlife as a contributing factor	0	0	0	0	0	0
Inattentive driver as a contributing factor	0	1	0	0	2	0

Persons Killed	May			Year to Date - May		
	2016	2017	% Change	2016	2017	% Change
Seatbelt as a contributing factor	0	0	0	0	0	0



Data Utilized

- SQL online application reporting system – OPP CRS 2.3.09
- Collision Reporting System Business Intelligence Cube

Detachment: 6N - PERTH COUNTY
Location code(s): 6N00-PERTH COUNTY
Data source date: 2017/06/12

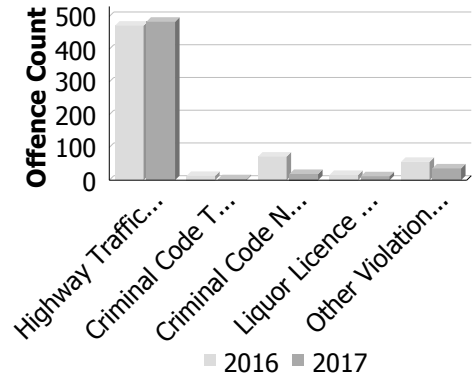
Report Generated by:
 McFalls, Shawn

Report Generated on:
 13-Jun-17 3:40:59 PM
 PP-CSC-Operational Planning-4300

Police Services Board Report for St. Marys
Integrated Court Offence Network
May - 2017

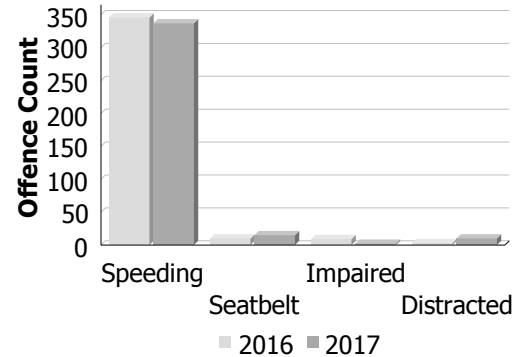
Criminal Code and Provincial Statute Charges Laid

Offence Count	May			Year to Date - May		
	2016	2017	% Change	2016	2017	% Change
Highway Traffic Act	472	484	2.5%	1,850	1,766	-4.5%
Criminal Code Traffic	13	3	-76.9%	37	47	27.0%
Criminal Code Non-Traffic	72	19	-73.6%	242	226	-6.6%
Liquor Licence Act	16	12	-25.0%	64	57	-10.9%
Other Violations	56	36	-35.7%	208	226	8.7%
All Violations	629	554	-11.9%	2,401	2,322	-3.3%



Traffic Related Charges

Offence Count	May			Year to Date - May		
	2016	2017	% Change	2016	2017	% Change
Speeding	346	337	-2.6%	1,178	1,082	-8.1%
Seatbelt	10	15	50.0%	19	36	89.5%
Impaired	9	2	-77.8%	31	35	12.9%
Distracted	3	10	233.3%	45	59	31.1%



Integrated Court Offence Network data is updated on a monthly basis: Data could be as much as a month and a half behind.

Data Utilized

- Ministry of Attorney General, Integrated Court Offence Network
- Integrated Court Offence Network Charge Business Intelligence Cube

Detachment: 6N - PERTH COUNTY

Location code(s): 6N00 - PERTH COUNTY

Data source date:
16-Jun-17 10:55:54 AM

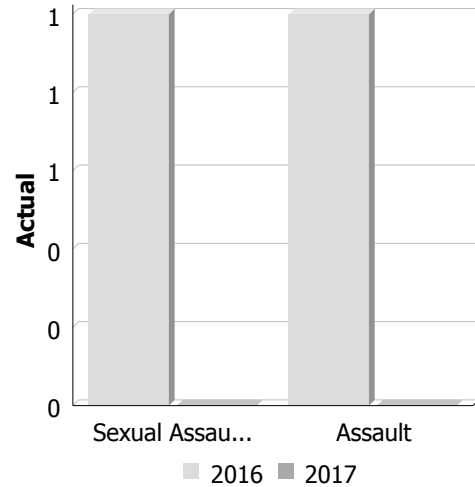
Report Generated by:
McFalls, Shawn

Report Generated on:
19-Jun-17 9:26:16 AM
PP-CSC-Operational Planning-4300

Police Services Board Report for St. Marys
Records Management System
May - 2017

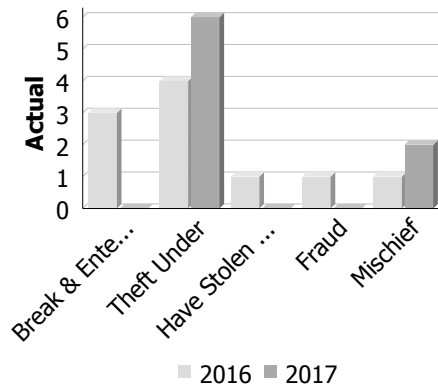
Violent Crime

Actual	May			Year to Date - May		
	2016	2017	% Change	2016	2017	% Change
Murder	0	0	--	0	0	--
Other Offences Causing Death	0	0	--	0	0	--
Attempted Murder	0	0	--	0	0	--
Sexual Assault	1	0	-100.0%	2	0	-100.0%
Assault	1	0	-100.0%	7	4	-42.9%
Abduction	0	0	--	0	0	--
Robbery	0	0	--	0	0	--
Other Crimes Against a Person	0	0	--	1	1	0.0%
Total	2	0	-100.0%	10	5	-50.0%



Property Crime

Actual	May			Year to Date - May		
	2016	2017	% Change	2016	2017	% Change
Arson	0	0	--	0	0	--
Break & Enter	3	0	-100.0%	3	1	-66.7%
Theft Over	0	0	--	1	7	600.0%
Theft Under	4	6	50.0%	10	17	70.0%
Have Stolen Goods	1	0	-100.0%	1	0	-100.0%
Fraud	1	0	-100.0%	9	6	-33.3%
Mischief	1	2	100.0%	19	10	-47.4%
Total	10	8	-20.0%	43	41	-4.7%



Drug Crime

Actual	May			Year to Date - May		
	2016	2017	% Change	2016	2017	% Change
Possession	0	0	--	0	1	--
Trafficking	0	0	--	0	0	--
Importation and Production	0	0	--	0	0	--
Total	0	0	--	0	1	--



Clearance Rate

Detachment: 6N - PERTH COUNTY

Location code(s): 6N00 - PERTH COUNTY

Area code(s): 6224 - St. Marys, 6296 - DVCI (St Marys District Collegiate and Vocational Institute)

Data source date:

2017/06/10

Report Generated by:

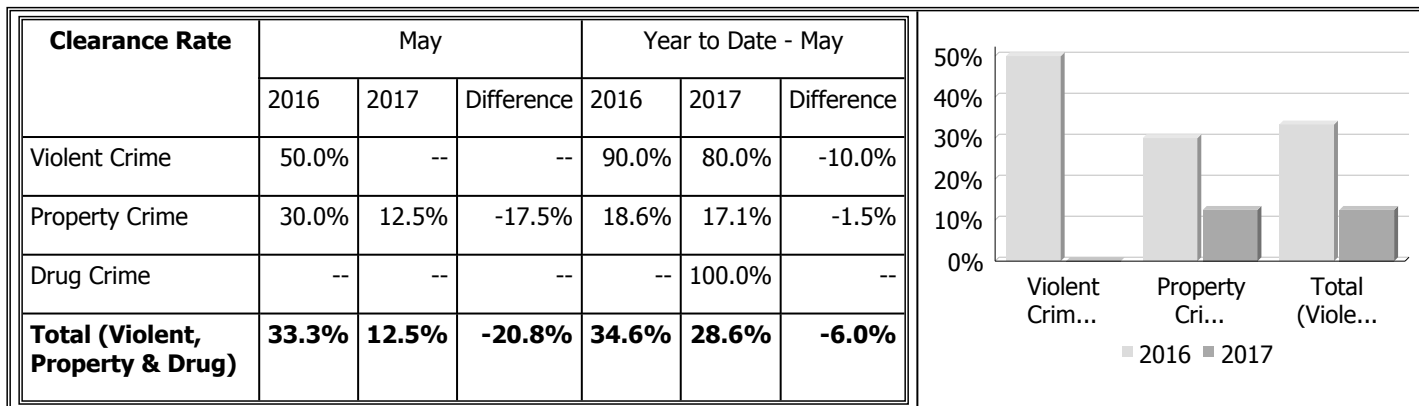
McFalls, Shawn

Report Generated on:

13-Jun-17 3:42:17 PM

PP-CSC-Operational Planning-4300

**Police Services Board Report for St. Marys
Records Management System
May - 2017**



Criminal Record and Vulnerable Sector Screening Checks

Actual	May			Year to Date - May		
	2016	2017	% Change	2016	2017	% Change
Criminal Record Checks	0	0	--	1	0	-100.0%
Vulnerable Sector Screening Checks	0	0	--	0	0	--

Category	2016	2017
Criminal Record Checks	1	0
Vulnerable Sector Screening Checks	0	0

Data contained within this report is dynamic in nature and numbers will change over time as the Ontario Provincial Police continue to investigate and solve crime.

Data Utilized

- Major Crimes
- Niche RMS All Offence Level Business Intelligence Cube

Detachment: 6N - PERTH COUNTY

Location code(s): 6N00 - PERTH COUNTY

Area code(s): 6224 - St. Marys, 6296 - DVCI (St Marys District Collegiate and Vocational Institute)

Data source date:

2017/06/10

Report Generated by:

McFalls, Shawn

Report Generated on:

13-Jun-17 3:42:17 PM

PP-CSC-Operational Planning-4300

STATEMENT OF FEES COLLECTED RECOVERABLE EXPENSES

Perth County Detachment

St Marys

Month of: May 2017			
Service	Receipted	Cash	Sub-Total
Record Checks - Employment	27	\$675.00	\$675.00
Fingerprints	3	\$79.50	\$79.50
Insurance Requests	1	\$42.25	\$42.25
Occurrence Reports			
RCMP	3	\$75.00	\$75.00
Totals			\$871.75

Year to Date (includes current month)			
Service	Receipted	Cash	Year to Date
Record Checks - Employment	119	\$3000.00	\$3000.00
Fingerprints	4	\$106.00	\$106.00
Insurance Requests	7	\$295.75	\$295.75
Occurrence Reports	1	\$42.25	\$42.25
RCMP	3	\$75.00	\$75.00
Totals			\$3519.00



Calls For Service (CFS) Billing Summary Report

St. Marys
May - 2017

Billing Categories <i>(Billing categories below do not match traditional crime groupings)</i>		2017				2016			
		May	Year to Date	Time Standard	Year To Date Weighted Hours	May	Year to Date	Time Standard	Year To Date Weighted Hours
Violent Criminal Code	Sexual Assault	0	0		0.0	0	2	14.8	29.6
	Assault With Weapon or Causing Bodily Harm-Level 2	0	1	14.8	14.8	0	2	14.8	29.6
	Assault-Level 1	0	4	14.8	59.2	1	7	14.8	103.6
	Criminal Harassment	1	2	14.8	29.6	0	3	14.8	44.4
	Indecent/Harassing Communications	0	1	14.8	14.8	0	0		0.0
	Utter Threats to Person	0	1	14.8	14.8	1	2	14.8	29.6
	Total	1	9	14.8	133.2	2	16	14.8	236.8
Property Crime Violations	Break & Enter	0	1	6.4	6.4	2	2	6.4	12.8
	Unlawful in a dwelling house	0	1	6.4	6.4	1	1	6.4	6.4
	Theft Over - Other Theft	0	1	6.4	6.4	0	0		0.0
	Theft of Motor Vehicle	0	2	6.4	12.8	0	1	6.4	6.4
	Theft of - Automobile	0	3	6.4	19.2	0	0		0.0
	Theft of - Trucks	0	3	6.4	19.2	0	0		0.0
	Theft of - All Terrain Vehicles	0	1	6.4	6.4	0	0		0.0
	Theft Under -master code	0	1	6.4	6.4	1	1	6.4	6.4
	Theft under - Farm Equipment	0	0		0.0	0	1	6.4	6.4
	Theft under - Bicycles	1	3	6.4	19.2	0	2	6.4	12.8
	Theft under - Persons	1	1	6.4	6.4	0	1	6.4	6.4
	Theft under - Trailers	0	1	6.4	6.4	0	0		0.0
	Theft under - Other Theft	2	6	6.4	38.4	1	4	6.4	25.6
	Theft under - Boat (Vessel)	1	1	6.4	6.4	0	0		0.0
	Theft FROM Motor Vehicle Under \$5,000	2	5	6.4	32.0	1	1	6.4	6.4
	Theft Under \$5,000 [SHOPLIFTING]	1	2	6.4	12.8	1	2	6.4	12.8
	Possession of Stolen Goods over \$5,000	0	0		0.0	1	1	6.4	6.4
	Fraud - Steal/Forge/Poss./Use Credit Card	0	0		0.0	0	1	6.4	6.4
	Fraud - False Pretence < = \$5,000	0	0		0.0	1	3	6.4	19.2
	Fraud - Fraud through mails	0	0		0.0	0	1	6.4	6.4
	Fraud -Money/property/ security <= \$5,000	0	3	6.4	19.2	0	2	6.4	12.8
	Fraud - Other	0	4	6.4	25.6	0	3	6.4	19.2
	Identity Fraud	0	1	6.4	6.4	0	0		0.0
	Mischief - master code	3	13	6.4	83.2	1	19	6.4	121.6
	Property Damage	0	1	6.4	6.4	0	2	6.4	12.8
	Total	11	54	6.4	345.6	10	48	6.4	307.2



Calls For Service (CFS) Billing Summary Report

**St. Marys
May - 2017**

Billing Categories <i>(Billing categories below do not match traditional crime groupings)</i>		2017				2016			
		May	Year to Date	Time Standard	Year To Date Weighted Hours	May	Year to Date	Time Standard	Year To Date Weighted Hours
Other Criminal Code Violations (Excluding traffic)	Bail Violations - Fail To Comply	0	2	7.4	14.8	0	3	7.4	22.2
	Bail Violations - Others	0	1	7.4	7.4	0	0		0.0
	Counterfeit Money - Others	0	7	7.4	51.8	0	0		0.0
	Indecent acts -Other	0	0		0.0	0	1	7.4	7.4
	Public Morals	0	1	7.4	7.4	0	0		0.0
	Trespass at Night	0	1	7.4	7.4	0	0		0.0
	Breach of Probation	4	8	7.4	59.2	0	1	7.4	7.4
	Animals - Cruelty	0	0		0.0	0	1	7.4	7.4
	Total	4	20	7.4	148.0	0	6	7.4	44.4
Drug Possession	Possession Other Controlled Drugs and Substance Act	0	1	6.2	6.2	0	0		0.0
	Possession Cannabis	0	1	6.2	6.2	0	0		0.0
	Drug related occurrence	1	2	6.2	12.4	0	3	6.2	18.6
	Total	1	4	6.2	24.8	0	3	6.2	18.6
Statutes & Acts	Landlord/Tenant	1	4	3.1	12.4	1	4	3.1	12.4
	Mental Health Act	3	14	3.1	43.4	1	18	3.1	55.8
	Mental Health Act - No contact with Police	0	0		0.0	0	4	3.1	12.4
	Mental Health Act - Attempt Suicide	0	3	3.1	9.3	1	2	3.1	6.2
	Mental Health Act û Threat of Suicide	1	7	3.1	21.7	2	3	3.1	9.3
	Mental Health Act - Voluntary Transport	1	2	3.1	6.2	1	5	3.1	15.5
	Custody Dispute	0	1	3.1	3.1	0	1	3.1	3.1
	Trespass To Property Act	2	7	3.1	21.7	2	8	3.1	24.8
	Family Law Act -Custody/ Access order	0	0		0.0	1	1	3.1	3.1
	Total	8	38	3.1	117.8	9	46	3.1	142.6
Operational	Animal - Left in Vehicle	0	0		0.0	1	1	3.5	3.5
	Animal Bite	0	0		0.0	0	1	3.5	3.5
	Animal Stray	0	1	3.5	3.5	1	3	3.5	10.5
	Animal Injured	0	3	3.5	10.5	0	0		0.0
	Animal - Other	3	9	3.5	31.5	2	4	3.5	14.0
	Alarm -Others	1	1	3.5	3.5	0	0		0.0
	Domestic Disturbance	6	16	3.5	56.0	2	17	3.5	59.5
	Suspicious Person	7	33	3.5	115.5	1	18	3.5	63.0
	Phone -Nuisance - No Charges Laid	0	3	3.5	10.5	1	5	3.5	17.5
	Phone -Threatening - No Charges Laid	0	0		0.0	0	2	3.5	7.0



Calls For Service (CFS) Billing Summary Report

St. Marys May - 2017

Billing Categories <i>(Billing categories below do not match traditional crime groupings)</i>		2017				2016			
		May	Year to Date	Time Standard	Year To Date Weighted Hours	May	Year to Date	Time Standard	Year To Date Weighted Hours
Operational	Phone -Other - No Charges Laid	0	1	3.5	3.5	0	1	3.5	3.5
	Insecure Condition - Building	0	2	3.5	7.0	0	1	3.5	3.5
	Insecure Condition - Others	0	0		0.0	1	1	3.5	3.5
	Missing Person 12 & older	0	1	3.5	3.5	2	2	3.5	7.0
	Missing Person Located Under 12	0	1	3.5	3.5	0	1	3.5	3.5
	Missing Person Located 12 & older	0	1	3.5	3.5	2	3	3.5	10.5
	Noise Complaint - Vehicle	0	1	3.5	3.5	0	1	3.5	3.5
	Noise Complaint - Residence	2	14	3.5	49.0	0	9	3.5	31.5
	Noise Complaint - Business	1	3	3.5	10.5	0	0		0.0
	Noise Complaint - Animal	0	0		0.0	0	2	3.5	7.0
	Noise Complaint - Others	1	2	3.5	7.0	0	0		0.0
	Found Property -Master code	1	1	3.5	3.5	0	0		0.0
	Found-Personal Accessories	2	4	3.5	14.0	2	3	3.5	10.5
	Found-Household Property	0	3	3.5	10.5	0	1	3.5	3.5
	Found-Sporting Goods, Hobby Equip.	1	1	3.5	3.5	0	0		0.0
	Found-Bicycles	0	2	3.5	7.0	0	1	3.5	3.5
	Found-Others	1	2	3.5	7.0	1	2	3.5	7.0
	Lost License Plate	0	0		0.0	0	1	3.5	3.5
	Lost - Vehicle Accessories	0	0		0.0	1	1	3.5	3.5
	Lost-Personal Accessories	1	2	3.5	7.0	1	4	3.5	14.0
	Lost-Others	0	0		0.0	0	1	3.5	3.5
	Sudden Death - Natural Causes	0	3	3.5	10.5	1	2	3.5	7.0
	Suspicious Vehicle	2	17	3.5	59.5	0	5	3.5	17.5
	Trouble with Youth	2	17	3.5	59.5	2	12	3.5	42.0
	Medical Assistance -Other	0	1	3.5	3.5	0	0		0.0
	Vehicle Recovered - Automobile	0	1	3.5	3.5	0	0		0.0
	Vehicle Recovered - Trucks	1	1	3.5	3.5	1	1	3.5	3.5
	Vehicle Recovered - All Terrain Veh	0	0		0.0	1	1	3.5	3.5
	Unwanted Persons	1	5	3.5	17.5	1	6	3.5	21.0
	Neighbour Dispute	1	13	3.5	45.5	2	5	3.5	17.5
	Noise By-Law	0	1	3.5	3.5	0	0		0.0
	Other Municipal By-Laws	1	7	3.5	24.5	1	6	3.5	21.0
	Traffic By-Law	0	5	3.5	17.5	0	2	3.5	7.0
	Assist Fire Department	0	1	3.5	3.5	0	0		0.0
	Assist Public	6	53	3.5	185.5	13	42	3.5	147.0



Calls For Service (CFS) Billing Summary Report

St. Marys May - 2017

Billing Categories (Billing categories below do not match traditional crime groupings)		2017				2016			
		May	Year to Date	Time Standard	Year To Date Weighted Hours	May	Year to Date	Time Standard	Year To Date Weighted Hours
Operational	Family Dispute	1	17	3.5	59.5	5	16	3.5	56.0
	Total	42	249	3.5	871.5	45	184	3.5	644.0
Operational2	False Alarm-Accidental Trip	1	7	1.1	7.7	1	12	1.1	13.2
	False Alarm-Malfunction	1	13	1.1	14.3	0	10	1.1	11.0
	False Holdup Alarm-Accidental Trip	1	3	1.1	3.3	0	0		0.0
	False Alarm -Others	0	5	1.1	5.5	1	9	1.1	9.9
	False Alarm -Cancelled	1	6	1.1	6.6	1	10	1.1	11.0
	Keep the Peace	2	4	1.1	4.4	1	9	1.1	9.9
	911 call / 911 hang up	10	27	1.1	29.7	3	35	1.1	38.5
	911 hang up - Pocket Dial	0	1	1.1	1.1	1	4	1.1	4.4
	911 call - Dropped Cell	1	2	1.1	2.2	0	4	1.1	4.4
	Total	17	68	1.1	74.8	8	93	1.1	102.3
Traffic	MVC - Prop. Dam. Non Reportable	1	8	3.3	26.4	0	9	3.3	29.7
	MVC - Prop. Dam. Reportable (MOTOR VEHICLE COLLISION)	1	5	3.3	16.5	2	6	3.3	19.8
	MVC - Prop. Dam. Failed to Remain (MOTOR VEHICLE COLLISION)	0	3	3.3	9.9	1	5	3.3	16.5
	Total	2	16	3.3	52.8	3	20	3.3	66.0
Total		86	458		1,768.5	77	416		1,561.9

Note to Detachment Commanders:

- The content of each report is to be shared with the municipality for which it was generated only and not be publicly shared with any other municipality or agency.
- All data is sourced from the Niche RMS application. Included are 'reported' occurrences (actuals and unfounded occurrences) for 'billable' occurrences ONLY. Data is refreshed on a weekly basis.
- The Traffic category includes motor vehicle collision (MVC) occurrences entered into Niche (UCR code 8521). MVCs are NOT sourced from the eCRS application for this report.
- Only the primary violation is counted within an occurrence.
- Time standards displayed are for the 2016 billing period.

Note to Municipalities:

- Data contained within this report is dynamic in nature and numbers will change over time as the Ontario Provincial Police continues to investigate and solve crime.
- This report is NOT to be used for crime trend analysis as not all occurrences are included.
- Data groupings within this report do not match traditional crime groupings seen in other public reports such as the OPP Police Services Board reports or Statistics Canada reporting.