



Perth County



St. Marys Police Services Board Report



January 2018



Perth County OPP Community Safety and Engagement Report

St. Marys 2018/January

Calls for Service

2018: 122

2017: 127

2016: 107

Public Complaints

Policy

Nil

Service

Nil

Conduct

Nil

Secondary Employment

N/A

DAR - Community Safety / Mobilization Hours

Number of Cruiser Patrol Hours:	112.75
Number of Foot Patrol Hours:	33.25
Number of School Patrol Hours:	7.25
Number of Specialized Patrol Hours:	Nil
Number of Focused Patrol Hours:	Nil
Number of Community Mobilization Hours:	16.75
Number of RIDE Program Hours:	2.50
Number of Auxiliary Hours:	19.00

Detachment Initiatives

Number of Targeted Media Releases:

NUMBER OF TARGETED MEDIA RELEASES:

29 media releases were placed on the Perth County Media Portal. One pertained specifically to St. Marys.

This included:

- A release regarding a suspicious person in St. Marys

Media releases are put out to in an attempt to educate, create awareness, and emphasize the need for the public's help in solving crimes.

Perth County OPP Community Safety and Engagement Report

St. Marys 2018/January

Crime and Traffic Campaigns/Initiatives:	<p>There were 5 Collisions in St. Marys in January (5 Property Damage).</p> <p>There were 2 RIDE programs conducted in St. Marys in January resulting in one roadside test (pass).</p>
Public Education Campaigns:	<p>PUBLIC EDUCATION & CAMPAIGNS:</p> <p>Twelve media releases were issued this past month pertaining to county-wide information and/or public education campaigns. These included:</p> <ul style="list-style-type: none"> • A release about the Citizen's Academy • A release about Crime Stoppers' 30th Anniversary • A release about collisions caused by the weather • A release about stunt drivers who had been caught <p>PC Brown was a guest speaker at the Finding Your Way event. She was also a guest speaker at the Perth County Federation of Agriculture meeting. She discussed theft in rural areas. She also attended a meeting of the Ellice Swampers Snowmobile Club to discuss trail safety.</p>
Crime Stoppers:	<p>12 Total new OPP tips (Perth County only)</p> <ul style="list-style-type: none"> ➤ 8 Perth Drugs ➤ 4 Perth Intelligence <p>One meeting attended and no presentations completed.</p>
Continuous Learning:	<p>Block Training – 11 officers</p> <p>Open Source Training – 1 Officer</p>

Community Engagement

School/Youth Officer Hours / Calls for Service:	<p>There were four calls for service at St. Marys DCVI since the Christmas Break. Some were:</p> <p>Officer was contacted about concerns regarding a student who was possibly engaging in unsafe practices using social media. The officer met with the student, no evidence of inappropriate behavior but youth warned and educated. Also spoke to guidance/health/Choices for Change counsellors for extra support.</p>
-------------------------------------------------	---------------------------------------------------------------------------------------------------------------------------------------------------------------------------------------------------------------------------------------------------------------------------------------------------------------------------------------------------------------------------------------------------------------------------

Perth County OPP Community Safety and Engagement Report

St. Marys 2018/January

	Results from a suspicious persons call from September 2017. Two students collecting money for Terry Fox run, deemed suspicious, police attended. Later when youth turned in money to school, there were names and money missing from the original collection form. Police investigated, youth dealt with and turned in remainder of money. Claimed oversight, police disagree. School forwarded money to Terry Fox Foundation.
Community Mobilization Officer:	Report will be included in February's PSB Report. Police investigated four Mental Health Act calls in St. Marys during the month of January, the same as in December.
Focused Patrol Initiatives:	There were no Focused Patrols for St. Marys in January.
Community Events:	Nil

Noteworthy Occurrences

- Report of two suspects wearing dark clothing, backpacks and red bandanas going through vehicles in the middle of the night. Police patrolled the area and located the two youths. Both charged accordingly.

Example of Recent Call Involving 12 Year Old Child

- Since the beginning of 2016, police have been involved in 31 occurrences with this child
- Most of these incidents were classified as either being Mental Health Act or Family Disputes, usually stemming from disorderly behaviour
- Recently, police were called to the home for the child acting out (punching doors and throwing things). Police attended and took a collaborative approach by calling a crisis worker to the scene. Crisis attended and assisted police in speaking with the child. Options were discussed with the crisis worker and after numerous phone calls, it was decided that the child would be placed in a special foster care facility in Niagara Falls. Both the crisis worker and the police escorted the child to the new residence. Officers spent at least eight hours on this one call alone.
- The following day, the police met with Children's Aid Society to form a management plan for the child's care. This management plan will provide guidelines to police and crisis workers in the likely event that they are called to deal with this child again.
- Seven different agencies have been collaborating to find a long-term solution

Perth County OPP Community Safety and Engagement Report

St. Marys 2018/January

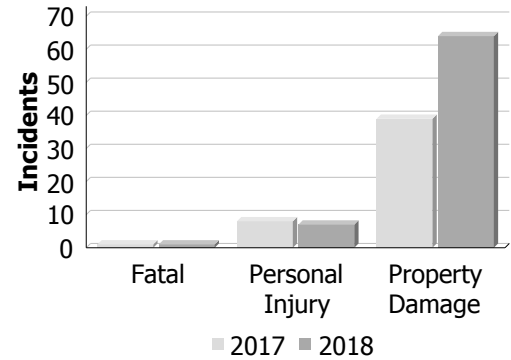
Looking Forward

Trends:	<ul style="list-style-type: none">• The number of violent crimes for St. Marys remained fairly steady in 2017 as compared to 2016. In 2017, there were 33 reports of violent crimes as compared to 34 in 2016. The five year average is 37.• The number of property crimes for St. Marys increased 22% in 2017 as compared to 2016. In 2017, there were 177 reports of property crime as compared to 145 in 2016. The five year average is 143. Vehicle thefts increased from 6 in 2016 to 13 in 2017.• Foot patrol hours increased in St. Marys in 2017. In 2017, there was 459 hours of foot patrol as compared to 428.5 hours in 2016.
Detachment Pressures:	<ul style="list-style-type: none">• Current vacancies / Block Training / Other Training / Annual Leave
Community Pressures:	<ul style="list-style-type: none">• Weather-related collisions

Police Services Board Report for St. Marys
Collision Reporting System
January - 2018

Motor Vehicle Collisions by Type

Incidents	January			Year to Date - January		
	2017	2018	% Change	2017	2018	% Change
Fatal	1	1	0.0%	1	1	0.0%
Personal Injury	8	7	-12.5%	8	7	-12.5%
Property Damage	39	64	64.1%	39	64	64.1%
Total	48	72	50.0%	48	72	50.0%



Data Utilized

- SQL online application reporting system – OPP CRS 2.3.09
- Collision Reporting System Business Intelligence Cube

Detachment: 6N - PERTH COUNTY
Location code(s): 6N00-PERTH COUNTY

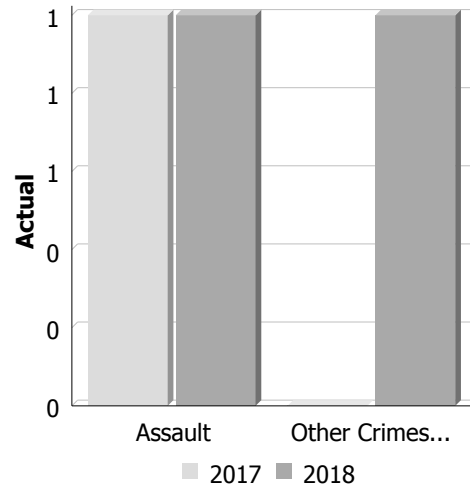
Data source date: 2018/02/14
Report Generated by: McFalls, Shawn

Report Generated on: 15-Feb-18 11:03:33 AM
 PP-CSC-Operational Planning-4300

Police Services Board Report for St. Marys
Records Management System
January - 2018

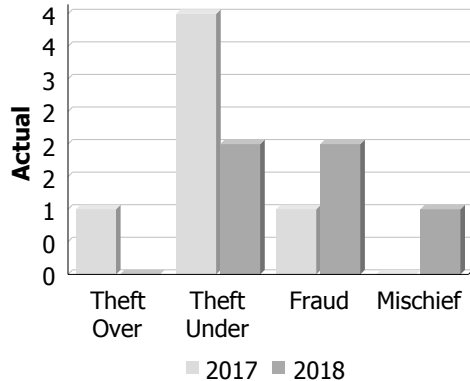
Violent Crime

Actual	January			Year to Date - January		
	2017	2018	% Change	2017	2018	% Change
Murder	0	0	--	0	0	--
Other Offences Causing Death	0	0	--	0	0	--
Attempted Murder	0	0	--	0	0	--
Sexual Assault	0	0	--	0	0	--
Assault	1	1	0.0%	1	1	0.0%
Abduction	0	0	--	0	0	--
Robbery	0	0	--	0	0	--
Other Crimes Against a Person	0	1	--	0	1	--
Total	1	2	100.0%	1	2	100.0%



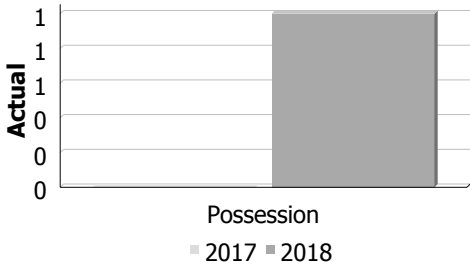
Property Crime

Actual	January			Year to Date - January		
	2017	2018	% Change	2017	2018	% Change
Arson	0	0	--	0	0	--
Break & Enter	0	0	--	0	0	--
Theft Over	1	0	-100.0%	1	0	-100.0%
Theft Under	4	2	-50.0%	4	2	-50.0%
Have Stolen Goods	0	0	--	0	0	--
Fraud	1	2	100.0%	1	2	100.0%
Mischief	0	1	--	0	1	--
Total	6	5	-16.7%	6	5	-16.7%



Drug Crime

Actual	January			Year to Date - January		
	2017	2018	% Change	2017	2018	% Change
Possession	0	1	--	0	1	--
Trafficking	0	0	--	0	0	--
Importation and Production	0	0	--	0	0	--
Total	0	1	--	0	1	--



Detachment: 6N - PERTH COUNTY

Location code(s): 6N00 - PERTH COUNTY

Area code(s): 6224 - St. Marys, 6296 - DVCI (St Marys District Collegiate and Vocational Institute)

Data source date:

2018/02/10

Report Generated by:

McFalls, Shawn

Report Generated on:

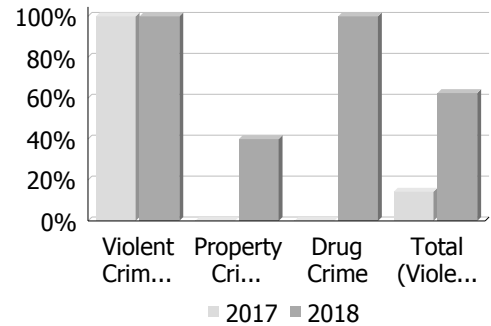
15-Feb-18 12:47:46 PM

PP-CSC-Operational Planning-4300

Police Services Board Report for St. Marys
Records Management System
January - 2018

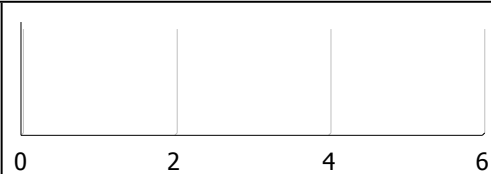
Clearance Rate

Clearance Rate	January			Year to Date - January		
	2017	2018	Difference	2017	2018	Difference
Violent Crime	100.0%	100.0%	0.0%	100.0%	100.0%	0.0%
Property Crime	0.0%	40.0%	40.0%	0.0%	40.0%	40.0%
Drug Crime	--	100.0%	--	--	100.0%	--
Total (Violent, Property & Drug)	14.3%	62.5%	48.2%	14.3%	62.5%	48.2%



Criminal Record and Vulnerable Sector Screening Checks

Actual	January			Year to Date - January		
	2017	2018	% Change	2017	2018	% Change
Criminal Record Checks	0	0	--	0	0	--
Vulnerable Sector Screening Checks	0	0	--	0	0	--



Data contained within this report is dynamic in nature and numbers will change over time as the Ontario Provincial Police continue to investigate and solve crime.

Data Utilized

- Major Crimes
- Niche RMS All Offence Level Business Intelligence Cube

Detachment: 6N - PERTH COUNTY

Location code(s): 6N00 - PERTH COUNTY

Area code(s): 6224 - St. Marys, 6296 - DVCI (St Marys District Collegiate and Vocational Institute)

Data source date:

2018/02/10

Report Generated by:

McFalls, Shawn

Report Generated on:

15-Feb-18 12:47:46 PM

PP-CSC-Operational Planning-4300

STATEMENT OF FEES COLLECTED RECOVERABLE EXPENSES

Perth County Detachment

St Marys

Month of: January 2018			
Service	Receipted	Cash	Sub-Total
Record Checks - Employment	15	\$375.00	\$375.00
Fingerprints			
Insurance Requests			
Occurrence Reports			
RCMP			
Totals			\$375.00

Year to Date (includes current month)			
Service	Receipted	Cash	Year to Date
Record Checks - Employment	15	\$375.00	\$375.00
Fingerprints			
Insurance Requests			
Occurrence Reports			
RCMP			
Totals			\$375.00



Calls For Service (CFS) Billing Summary Report

**St. Marys
January - 2018**

Billing Categories <i>(Billing categories below do not match traditional crime groupings)</i>		2018				2017			
		January	Year to Date	Time Standard	Year To Date Weighted Hours	January	Year to Date	Time Standard	Year To Date Weighted Hours
Violent Criminal Code	Assault With Weapon or Causing Bodily Harm- Level 2	0	0		0.0	1	1	15.1	15.1
	Assault-Level 1	1	1	15.1	15.1	0	0		0.0
	Utter Threats to Person	1	1	15.1	15.1	0	0		0.0
	Total	2	2	15.1	30.2	1	1	15.1	15.1
Property Crime Violations	Theft of - Trucks	0	0		0.0	2	2	7.6	15.2
	Theft under - Bicycles	0	0		0.0	2	2	7.6	15.2
	Theft under - Trailers	0	0		0.0	1	1	7.6	7.6
	Theft under - Other Theft	0	0		0.0	2	2	7.6	15.2
	Theft Under - Gasoline Drive-off	1	1	7.6	7.6	0	0		0.0
	Theft FROM Motor Vehicle Under \$5,000	1	1	7.6	7.6	0	0		0.0
	Fraud - Fraud through mails	1	1	7.6	7.6	0	0		0.0
	Fraud -Money/property/ security <= \$5,000	1	1	7.6	7.6	0	0		0.0
	Identity Fraud	0	0		0.0	1	1	7.6	7.6
	Mischief - master code	1	1	7.6	7.6	0	0		0.0
	Total	5	5	7.6	38.0	8	8	7.6	60.8
Other Criminal Code Violations (Excluding traffic)	Bail Violations - Fail To Comply	1	1	7.6	7.6	1	1	7.6	7.6
	Breach of Probation	0	0		0.0	1	1	7.6	7.6
	Total	1	1	7.6	7.6	2	2	7.6	15.2
Drug Possession	Possession Cannabis	1	1	6.2	6.2	0	0		0.0
	Total	1	1	6.2	6.2	0	0		0.0
Statutes & Acts	Landlord/Tenant	0	0		0.0	3	3	3.1	9.3
	Mental Health Act	1	1	3.1	3.1	2	2	3.1	6.2
	Mental Health Act û Threat of Suicide	2	2	3.1	6.2	1	1	3.1	3.1
	Mental Health Act - Voluntary Transport	1	1	3.1	3.1	1	1	3.1	3.1
	Mental Health Act - Placed on Form	0	0		0.0	2	2	3.1	6.2
	Trespass To Property Act	0	0		0.0	2	2	3.1	6.2
	Total	4	4	3.1	12.4	11	11	3.1	34.1
Operational	Domestic Disturbance	1	1	3.4	3.4	1	1	3.4	3.4
	Suspicious Person	1	1	3.4	3.4	4	4	3.4	13.6
	Phone -Nuisance - No Charges Laid	0	0		0.0	1	1	3.4	3.4
	Insecure Condition - Building	1	1	3.4	3.4	1	1	3.4	3.4



Calls For Service (CFS) Billing Summary Report

St. Marys
January - 2018

Billing Categories <i>(Billing categories below do not match traditional crime groupings)</i>		2018				2017			
		January	Year to Date	Time Standard	Year To Date Weighted Hours	January	Year to Date	Time Standard	Year To Date Weighted Hours
Operational	Noise Complaint - Residence	2	2	3.4	6.8	4	4	3.4	13.6
	Noise Complaint - Business	2	2	3.4	6.8	0	0		0.0
	Noise Complaint - Others	1	1	3.4	3.4	1	1	3.4	3.4
	Accident - non-MVC - Industrial	1	1	3.4	3.4	0	0		0.0
	Found-Personal Accessories	1	1	3.4	3.4	0	0		0.0
	Found-Household Property	0	0		0.0	1	1	3.4	3.4
	Sudden Death - Natural Causes	2	2	3.4	6.8	0	0		0.0
	Suspicious Vehicle	3	3	3.4	10.2	2	2	3.4	6.8
	Trouble with Youth	3	3	3.4	10.2	4	4	3.4	13.6
	Medical Assistance - Other	1	1	3.4	3.4	1	1	3.4	3.4
	Vehicle Recovered - Automobile	0	0		0.0	1	1	3.4	3.4
	Neighbour Dispute	1	1	3.4	3.4	5	5	3.4	17.0
	Other Municipal By-Laws	2	2	3.4	6.8	0	0		0.0
	Traffic By-Law	1	1	3.4	3.4	3	3	3.4	10.2
	Assist Fire Department	0	0		0.0	1	1	3.4	3.4
	Assist Public	11	11	3.4	37.4	9	9	3.4	30.6
	Family Dispute	4	4	3.4	13.6	5	5	3.4	17.0
	Total	38	38	3.4	129.2	44	44	3.4	149.6
Operational2	False Alarm-Accidental Trip	1	1	1.2	1.2	2	2	1.2	2.4
	False Alarm-Malfunction	3	3	1.2	3.6	1	1	1.2	1.2
	False Holdup Alarm-Accidental Trip	1	1	1.2	1.2	1	1	1.2	1.2
	False Alarm -Others	2	2	1.2	2.4	0	0		0.0
	False Alarm -Cancelled	2	2	1.2	2.4	0	0		0.0
	Keep the Peace	0	0		0.0	1	1	1.2	1.2
	911 call / 911 hang up	8	8	1.2	9.6	5	5	1.2	6.0
	911 hang up - Pocket Dial	1	1	1.2	1.2	1	1	1.2	1.2
	Total	18	18	1.2	21.6	11	11	1.2	13.2
Traffic	MVC - Prop. Dam. Non Reportable	1	1	3.4	3.4	0	0		0.0
	MVC - Prop. Dam. Reportable (MOTOR VEHICLE COLLISION)	2	2	3.4	6.8	1	1	3.4	3.4



Calls For Service (CFS) Billing Summary Report

St. Marys January - 2018

Billing Categories (Billing categories below do not match traditional crime groupings)		2018				2017			
		January	Year to Date	Time Standard	Year To Date Weighted Hours	January	Year to Date	Time Standard	Year To Date Weighted Hours
Traffic	MVC - Prop. Dam. Failed to Remain (MOTOR VEHICLE COLLISION)	0	0		0.0	1	1	3.4	3.4
	Total	3	3	3.4	10.2	2	2	3.4	6.8
Total		72	72		255.4	79	79		294.8

Note to Detachment Commanders:

- The content of each report is to be shared by the Detachment Commander only with the municipality for which it was generated. The municipality may treat this as a public document and distribute it as they wish.
- All data is sourced from the Niche RMS application. Included are 'reported' occurrences (actuals and unfounded occurrences) for 'billable' occurrences ONLY. Data is refreshed on a weekly basis.
- The Traffic category includes motor vehicle collision (MVC) occurrences entered into Niche (UCR code 8521). MVCs are NOT sourced from the eCRS application for this report.
- Only the primary violation is counted within an occurrence.
- Time standards displayed are for the 2017 billing period.

Note to Municipalities:

- Data contained within this report is dynamic in nature and numbers will change over time as the Ontario Provincial Police continues to investigate and solve crime.
- This report is NOT to be used for crime trend analysis as not all occurrences are included.
- Data groupings within this report do not match traditional crime groupings seen in other public reports such as the OPP Police Services Board reports or Statistics Canada reporting.