



**AGENDA**  
**Community Policing Advisory Committee**

April 18, 2018

9:00 am

Council Chambers, Town Hall

Pages

1. **CALL TO ORDER**
2. **DECLARATION OF PECUNIARY INTEREST**
3. **ADDITIONS TO THE AGENDA**  
That the agenda for the April 18, 2018 Community Policing Advisory Committee be accepted as presented.
4. **ADOPTION OF MINUTES FROM PREVIOUS MEETING** 3  
THAT the minutes of the March 21, 2018 Community Policing Advisory Committee be approved and signed by the Chair and Secretary.
5. **BUSINESS ARISING FROM MINUTES**
6. **DELEGATIONS**  
None received.
7. **REPORTS**
  - 7.1 **POLICE MONTHLY STATISTICS** 6  
THAT the March 2018 OPP Monthly report be received for information.
  - 7.2 **MONTHLY FALSE ALARM REPORT (March 2018)** 20  
THAT the March 2018 False Alarm report be received for information.
8. **CORRESPONDENCE**  
None Received.

**9. OTHER BUSINESS**

9.1 Discussion - Community Concerns re: Increased Graffiti and Tagging

(This item was raised at the April 10, 2018 Town Council meeting)

**10. UPCOMING MEETINGS**

May 23, 2018 - 9:00 am, Council Chambers

June 20, 2018 - 9:00 am, Council Chambers

July - No Meeting

August - No Meeting

**11. ADJOURNMENT**

**THAT the April 18, 2018 meeting of the Community Policing Advisory Committee be adjourned at \_\_\_\_\_ am.**



**MINUTES**  
**Community Policing Advisory Committee**

March 21, 2018  
9:00am  
Council Chambers, Town Hall

Committee Members Present: Peter McAsh  
Mayor Strathdee  
Fred Stam  
Councillor Don Van Galen

Committee Member Regrets: John McGarry

OPP Present: Detachment Commander Rob Scott

Staff Present: Brent Kittmer, Board Secretary

**1. CALL TO ORDER**

Chair Van Galen called the meeting to order at 9:00am.

**2. DECLARATION OF PECUNIARY INTEREST**

None declared.

**3. ADDITIONS TO THE AGENDA**

**Moved By** F. Stam

**Seconded By** P. McAsh

THAT the agenda for the March 21, 2018 Community Policing Advisory Committee meeting be accepted as presented

**CARRIED**

**4. ADOPTION OF MINUTES FROM PREVIOUS MEETING**

**Moved By** P. McAsh

**Seconded By** F. Stam

THAT the minutes of the February 21, 2018 Community Policing Advisory Committee be approved and signed by the Chair and Secretary.

**CARRIED**

**5. BUSINESS ARISING FROM MINUTES**

**5.1 Block Parent Program**

Brent Kittmer reported that staff are in the process of collecting further information in regards to a Block Parent program for St. Marys. A full report will be provided at a future meeting.

**6. DELEGATIONS**

None received.

**7. REPORTS**

**7.1 POLICE MONTHLY STATISTICS (February 2018)**

Detachment Commander Scott presented the monthly report.

Commander Scott noted that the Police Auxiliary will be hosting a food drive at the St. Marys Independent on March 31, 2018 from 10:00 am to noon.

In response to Mayor Strathdee, Detachment Commander Scott advised the committee that there has been no instructions provided by the government in relation to cannabis legalization. The OPP continue to prepare and train officers to add capacity for drug use recognition and enforcement.

**Moved By** F. Stam

**Seconded By** P. McAsh

THAT the February 2018 OPP Monthly report be received for information.

**CARRIED**

**7.2 FALSE ALARM REPORT (February 2018)**

**Moved By** P. McAsh

**Seconded By** F. Stam

THAT the February 2018 False Alarm Report be received for information

**CARRIED**

**8. CORRESPONDENCE**

None received.

**9. OTHER BUSINESS**

None.

**10. UPCOMING MEETINGS**

Chair Van Galen noted the upcoming meetings as listed on the agenda.

**11. ADJOURNMENT**

**Moved By** Mayor Strathdee

**Seconded By** F. Stam

THAT the March 21, 2018 meeting of the Community Policing Advisory Committee be adjourned at 9:35am.

**CARRIED**

---

Chair Don Van Galen

---

Brent Kittmer, CAO / Clerk, Board Secretary



# Perth County



## St. Marys Community Policing Advisory Committee Report



March 2018



# Perth County OPP Community Safety and Engagement Report

## St. Marys 2018/March

### Calls for Service

2018: 140

2017: 174

2016: 150

### Public Complaints

Policy	Nil
Service	Nil
Conduct	Nil

### Secondary Employment

N/A

### DAR - Community Safety / Mobilization Hours

Number of Cruiser Patrol Hours:	137.25
Number of Foot Patrol Hours:	33.00
Number of School Patrol Hours:	4.25
Number of Specialized Patrol Hours:	Nil
Number of Focused Patrol Hours:	Nil
Number of Community Mobilization Hours:	46.75
Number of RIDE Program Hours:	5.25
Number of Auxiliary Hours:	26.00

### Detachment Initiatives

Number of Targeted Media Releases:

#### NUMBER OF TARGETED MEDIA RELEASES:

29 media releases were placed on the Perth County Media Portal, including 7 county-wide and 1 specific to St. Marys.

This included:

- A release about the SIU invoking their mandate following an incident

6 media interviews were conducted: 2 television, 2 radio and 5 newspaper interviews. Two WR Twitter posts were also made.

# Perth County OPP Community Safety and Engagement Report

## St. Marys 2018/March

	Media releases are put out to in an attempt to educate, create awareness, and emphasize the need for the public's help in solving crimes.
Crime and Traffic Campaigns/Initiatives:	<p>There were 11 Collisions in St. Marys in March (10 Property Damage, 1 Personal Injury).</p> <p>There was 1 RIDE program conducted in St. Marys in March which yielded one PON.</p> <p>The Distracted Driving campaign ran from March 12<sup>th</sup>-March 18<sup>th</sup>. Perth County OPP laid 26 charges for drivers who had hand-held communication devices. 68.75 hours were dedicated to this campaign.</p> <p>The Easter long weekend campaign focusing on Seatbelts. This ran from March 30<sup>th</sup>-April 2<sup>nd</sup> and resulted in 332 charges for the county. Of these, 244 were for Speeding, 21 were for Seatbelts, 24 were for Other HTA, 19 were under the Compulsory Automobile Insurance Act, 4 were for Distracted Driving and 4 were for Racing.</p>
Public Education Campaigns:	<p><b>PUBLIC EDUCATION &amp; CAMPAIGNS:</b></p> <p>Seven media releases were issued this past month pertaining to county-wide information and/or public education campaigns. These included:</p> <ul style="list-style-type: none"> <li>• A release about human trafficking</li> <li>• A release about tax scams</li> <li>• A release about fraud prevention month</li> <li>• A release about the OPP's gun amnesty</li> </ul> <p>PC Brown represented the Perth County OPP at a collaborative care meeting at Stratford General Hospital on behalf of the Community Mobilization Unit</p> <p>PC Brown has partnered with the Centre for Employment &amp; Learning (CEL) to assist with the creation of online training modules relating to Interacting with the Police. Draft updates are now completed and will be sent to OPP Corporate for approval. Filming of the three modules is scheduled to take place in June. Project will be launched live in September 2018.</p> <p>PC Brown assisted with the formal media re-launch of Project Lifesaver to the community. Radio, newspaper and television reporters attended, as well as community members. The launch received cross county coverage, and is part of a large scale promotion and distribution plan. Annual Project Lifesaver police training, community education sessions and promotion</p>



# Perth County OPP Community Safety and Engagement Report

## St. Marys 2018/March

	<p>planning is underway. PC Brown connected with the Minister of Seniors Affairs to share the local perspective of community collaboration regarding Project Lifesaver. As a result, a formal Letter of Support was received from the Honourable Dipika Dimerla, Minister of Seniors Affairs, and was read during the media re-launch.</p> <p>Twenty-seven residents of Perth County have joined PC Brown since March 5, 2018 in Listowel for the first Perth County OPP Citizens Academy. The Academy concludes on May 14, 2018.</p> <p>PC Brown has delivered front-line staff training on Human Trafficking to 32 staff, 12 Auxiliary officers, and 23 young women from across Southwestern Ontario (Ontario Ploughman's Association) in March, bringing the number to approximately 200 individuals to date. Training requests continue, and project planning for 2 initiatives (target: youth) has begun.</p> <p>PC Brown, Sgt. Bentley and a partner from the Perth County Federation of Agriculture attended two farm operations in March (pork producer, dairy producer). The visits provided the opportunity for discussions regarding property security, areas of risk, activist concerns, and police partnership. Suggestions were provided to producers after viewing their respective operations. More visits are planned for late spring across the county and were well received. The visits are part of a rural property crime reduction strategy.</p>
Crime Stoppers:	<p>10 Total new OPP tips (Perth County only)</p> <ul style="list-style-type: none"> <li>➤ 4 Perth Drugs</li> <li>➤ 6 Perth Intelligence</li> </ul> <p>One meeting attended and no presentations completed.</p>
Continuous Learning:	<p>Block Training – 4 Officers  Level II Collision Investigator – 2 Officers  Interdiction for Protection of Children – 1 Officer  Breath Tech – 1 Officer  Coach Officer – 1 Officer  Human Trafficking – 1 Officer  OPPA – 2 Officers</p>

# Perth County OPP Community Safety and Engagement Report

## St. Marys 2018/March

### Community Engagement

School/Youth Officer Hours / Calls for Service:	<p>There were five calls for service at St. Marys DCVI in March. These included:</p> <ul style="list-style-type: none"><li>• A call for suspicious people who were handing out religious DVDs on school property without permission</li><li>• An alarm</li><li>• Extra patrols related to missing/runaway youth</li><li>• Investigated an assault reported to staff, no charges laid, CAS advised</li><li>• Student exhibiting signs of anxiety related to Code Red Drills, school concerned, no issue for police to pursue at this time</li><li>• Report of town resident buying students alcohol, police making extra patrols</li></ul> <ul style="list-style-type: none"><li>• March Break, officer worked on the road enforcing distracted driving campaign</li></ul>
Community Mobilization Officer:	<p>In March, PC Dekoning and Counsellors from Choices for Change began doing presentations to grade 9 students in our Perth County High Schools on the dangers relating to Fentanyl. The presentations are approximately 30 – 40 minutes in duration and consist of some slides, video clips and an opportunity for the students to ask questions. The presentations include what fentanyl is, what it is used for, where it comes from, the cost of it, the effects it has on users, what an overdose looks like, harm reduction strategies and the antidote Naloxone.</p> <p>We are beginning to see the drug more and more in the county and unfortunately, this is a trend that is expected to continue. Fentanyl is certainly becoming a major problem in the urban areas across the province so educating our youth is a proactive strategy we are implementing in Perth County. Awareness is imperative moving forward as we deal with this drug.</p> <p>For the last 9 months, PC Dekoning has been working with a Perth County resident who was continuously calling the Police for incidents which were deemed to be unfounded. Some of the reported incidents were serious in nature and caused Police to initiate full investigations. PC Dekoning spoke to neighbors, people who the subject was complaining about and subsequently, the subject's family doctor. The subject did not want assistance as they did not feel they had any mental health issues.</p>

# Perth County OPP Community Safety and Engagement Report

## St. Marys 2018/March

	<p>Police consulted with our local Crown Attorney with regards to laying criminal charges against the subject if they continued to make false reports to the Police. The Crown Attorney supported this and the subject was advised that any further unfounded incidents reported to the Police would result in a charge of public mischief. Since being advised of this, the subject has not made any further reports to the Police. The criminal justice system is not a route Police often take when dealing with people with mental health issues but at times, this is the best option in order to get people the support they require.</p> <p>Police investigated five Mental Health Act calls in St. Marys during the month of March, down from nine in February.</p>
Focused Patrol Initiatives:	18-169 Focused patrol initiated in response to noise complaints in and around the Customs House bar late at night. Ongoing from March 23 <sup>rd</sup> - April 15 <sup>th</sup> .
Community Events:	Nil

### Noteworthy Occurrences

- One party was on conditions not to contact another party, but did. They were subsequently charged with Breach of Probation.

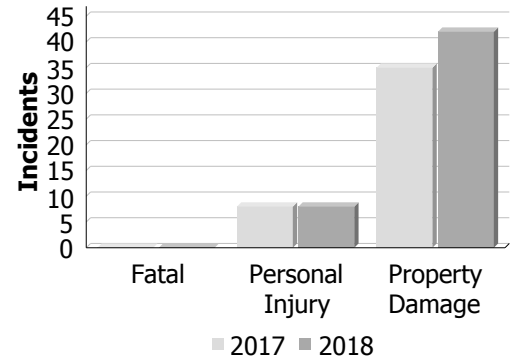
### Looking Forward

Trends:	<ul style="list-style-type: none"> <li>• Over the first three months of 2018, the number of violent crime incidents in St. Marys stood at 14, up from the five-year average of 9.</li> <li>• Over the first quarter of 2018, the number of property crime incidents in St. Marys stood at 21, down slightly from the five-year average of 22.</li> </ul>
Detachment Pressures:	<ul style="list-style-type: none"> <li>• Current vacancies / Block Training / Other Training / Annual Leave</li> <li>• Staffing pressures resulting from retirements, transfers, developmental opportunities, parental/maternity leaves, workplace accommodations</li> </ul>
Community Pressures:	<ul style="list-style-type: none"> <li>• Increased traffic with the (eventual) return of nicer weather</li> </ul>

**Police Services Board Report for St. Marys**  
**Collision Reporting System**  
**March - 2018**

**Motor Vehicle Collisions by Type**

Incidents	March			Year to Date - March		
	2017	2018	% Change	2017	2018	% Change
Fatal	0	0	--	1	1	0.0%
Personal Injury	8	8	0.0%	27	25	-7.4%
Property Damage	35	42	20.0%	109	151	38.5%
<b>Total</b>	<b>43</b>	<b>50</b>	<b>16.3%</b>	<b>137</b>	<b>177</b>	<b>29.2%</b>



**Data Utilized**

- SQL online application reporting system – OPP CRS 2.3.09
- Collision Reporting System Business Intelligence Cube

**Detachment:** 6N - PERTH COUNTY

**Location code(s):** 6N00-PERTH COUNTY

**Data source date:**  
2018/04/15

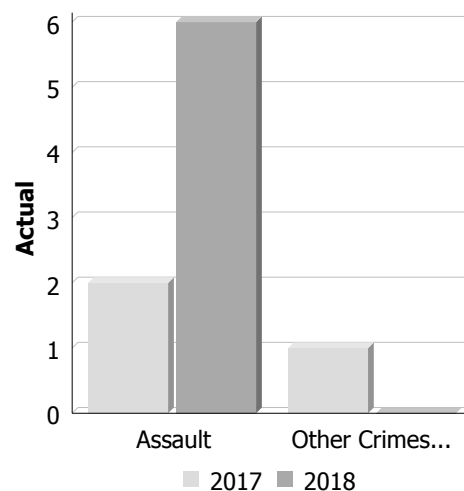
**Report Generated by:**  
McFalls, Shawn

**Report Generated on:**  
16-Apr-18 1:21:26 PM  
PP-CSC-Operational Planning-4300  
Page 12 of 20

**Police Services Board Report for St. Marys**  
**Records Management System**  
**March - 2018**

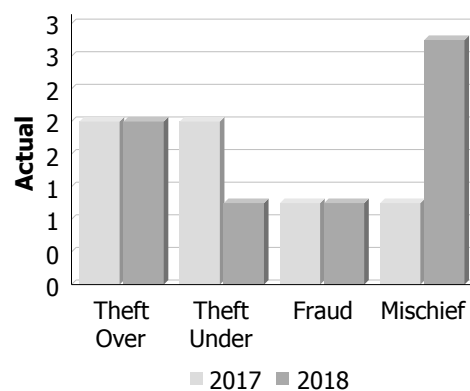
**Violent Crime**

Actual	March			Year to Date - March		
	2017	2018	% Change	2017	2018	% Change
Murder	0	0	--	0	0	--
Other Offences Causing Death	0	0	--	0	0	--
Attempted Murder	0	0	--	0	0	--
Sexual Assault	0	0	--	0	0	--
Assault	2	6	200.0%	3	12	300.0%
Abduction	0	0	--	0	0	--
Robbery	0	0	--	0	0	--
Other Crimes Against a Person	1	0	-100.0%	1	2	100.0%
<b>Total</b>	<b>3</b>	<b>6</b>	<b>100.0%</b>	<b>4</b>	<b>14</b>	<b>250.0%</b>



**Property Crime**

Actual	March			Year to Date - March		
	2017	2018	% Change	2017	2018	% Change
Arson	0	0	--	0	0	--
Break & Enter	0	0	--	0	0	--
Theft Over	2	2	0.0%	6	2	-66.7%
Theft Under	2	1	-50.0%	6	9	50.0%
Have Stolen Goods	0	0	--	0	0	--
Fraud	1	1	0.0%	4	5	25.0%
Mischief	1	3	200.0%	5	4	-20.0%
<b>Total</b>	<b>6</b>	<b>7</b>	<b>16.7%</b>	<b>21</b>	<b>20</b>	<b>-4.8%</b>



**Drug Crime**

Actual	March			Year to Date - March		
	2017	2018	% Change	2017	2018	% Change
Possession	0	0	--	1	1	0.0%
Trafficking	0	0	--	0	0	--
Importation and Production	0	0	--	0	0	--
<b>Total</b>	<b>0</b>	<b>0</b>	<b>--</b>	<b>1</b>	<b>1</b>	<b>0.0%</b>



**Clearance Rate**

**Detachment:** 6N - PERTH COUNTY

**Location code(s):** 6N00 - PERTH COUNTY

**Area code(s):** 6224 - St. Marys, 6296 - DVCI (St Marys District Collegiate and Vocational Institute)

**Data source date:**

2018/04/14

**Report Generated by:**

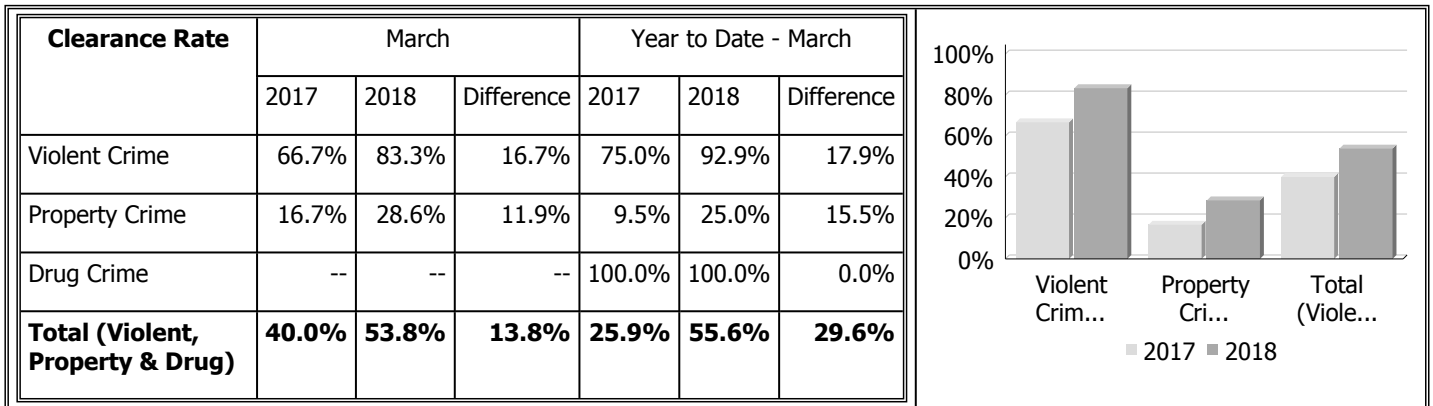
McFalls, Shawn

**Report Generated on:**

16-Apr-18 1:23:19 PM

PP-CSC-Operational Planning-4300

**Police Services Board Report for St. Marys**  
**Records Management System**  
**March - 2018**



**Criminal Record and Vulnerable Sector Screening Checks**

Actual	March			Year to Date - March		
	2017	2018	% Change	2017	2018	% Change
Criminal Record Checks	0	0	--	0	0	--
Vulnerable Sector Screening Checks	0	0	--	0	0	--

Category	2017	2018
Criminal Record Checks	0	0
Vulnerable Sector Screening Checks	0	0

Data contained within this report is dynamic in nature and numbers will change over time as the Ontario Provincial Police continue to investigate and solve crime.

**Data Utilized**

- Major Crimes
- Niche RMS All Offence Level Business Intelligence Cube

**Detachment:** 6N - PERTH COUNTY

**Location code(s):** 6N00 - PERTH COUNTY

**Area code(s):** 6224 - St. Marys, 6296 - DVCI (St Marys District Collegiate and Vocational Institute)

**Data source date:**

2018/04/14

**Report Generated by:**

McFalls, Shawn

**Report Generated on:**

16-Apr-18 1:23:19 PM

PP-CSC-Operational Planning-4300

# STATEMENT OF FEES COLLECTED RECOVERABLE EXPENSES

Perth County Detachment

St Marys

Month of: March 2018			
Service	Receipted	Cash	Sub-Total
Record Checks - Employment	8	\$200.00	\$200.00
Fingerprints			
Insurance Requests			
Occurrence Reports			
RCMP			
Totals			\$200.00

Year to Date (includes current month)			
Service	Receipted	Cash	Year to Date
Record Checks - Employment	52	\$1300.00	\$1300.00
Fingerprints			
Insurance Requests			
Occurrence Reports			
RCMP			
Totals			\$1300.00



## Calls For Service (CFS) Billing Summary Report

**St. Marys**  
**March - 2018**

Billing Categories <i>(Billing categories below do not match traditional crime groupings)</i>		2018				2017			
		March	Year to Date	Time Standard	Year To Date Weighted Hours	March	Year to Date	Time Standard	Year To Date Weighted Hours
Violent Criminal Code	Assault With Weapon or Causing Bodily Harm-Level 2	0	0		0.0	0	1	15.1	15.1
	Assault-Level 1	6	13	15.1	196.3	3	3	15.1	45.3
	Indecent/Harassing Communications	0	0		0.0	1	1	15.1	15.1
	Utter Threats to Person	0	2	15.1	30.2	1	1	15.1	15.1
	<b>Total</b>	<b>6</b>	<b>15</b>	<b>15.1</b>	<b>226.5</b>	<b>5</b>	<b>6</b>	<b>15.1</b>	<b>90.6</b>
Property Crime Violations	Theft Over - Other Theft	0	0		0.0	0	1	7.6	7.6
	Theft of - Mail	1	1	7.6	7.6	0	0		0.0
	Theft of Motor Vehicle	0	0		0.0	1	1	7.6	7.6
	Theft of - Automobile	1	1	7.6	7.6	1	3	7.6	22.8
	Theft of - Trucks	0	0		0.0	0	3	7.6	22.8
	Theft of - All Terrain Vehicles	0	0		0.0	0	1	7.6	7.6
	Theft Under -master code	0	0		0.0	1	1	7.6	7.6
	Theft under - Bicycles	0	0		0.0	0	2	7.6	15.2
	Theft under - Trailers	0	0		0.0	0	1	7.6	7.6
	Theft under - Other Theft	0	5	7.6	38.0	0	2	7.6	15.2
	Theft Under - Gasoline Drive-off	1	2	7.6	15.2	0	0		0.0
	Theft FROM Motor Vehicle Under \$5,000	0	1	7.6	7.6	1	1	7.6	7.6
	Theft Under \$5,000 [SHOPLIFTING]	0	2	7.6	15.2	0	0		0.0
	Fraud - Fraud through mails	0	1	7.6	7.6	0	0		0.0
	Fraud -Money/property/ security <= \$5,000	1	4	7.6	30.4	0	2	7.6	15.2
	Fraud - Other	0	0		0.0	1	2	7.6	15.2
	Identity Fraud	0	0		0.0	0	1	7.6	7.6
	Mischief - master code	2	3	7.6	22.8	1	7	7.6	53.2
	Interfere with lawful use, enjoyment of property	1	1	7.6	7.6	0	0		0.0
	Property Damage	0	0		0.0	1	1	7.6	7.6
	<b>Total</b>	<b>7</b>	<b>21</b>	<b>7.6</b>	<b>159.6</b>	<b>7</b>	<b>29</b>	<b>7.6</b>	<b>220.4</b>
Other Criminal Code Violations (Excluding traffic)	Offensive Weapons-Possession of Weapons	0	1	7.6	7.6	0	0		0.0
	Offensive Weapons-Other Weapons Offences	0	1	7.6	7.6	0	0		0.0
	Bail Violations - Fail To Comply	0	2	7.6	15.2	1	2	7.6	15.2
	Bail Violations - Others	0	1	7.6	7.6	0	0		0.0
	Possession Of Counterfeit Money	0	2	7.6	15.2	0	0		0.0





## Calls For Service (CFS) Billing Summary Report

**St. Marys**  
**March - 2018**

Billing Categories <i>(Billing categories below do not match traditional crime groupings)</i>		2018				2017			
		March	Year to Date	Time Standard	Year To Date Weighted Hours	March	Year to Date	Time Standard	Year To Date Weighted Hours
Other Criminal Code Violations (Excluding traffic)	Counterfeit Money - Others	0	0		0.0	1	2	7.6	15.2
	Trespass at Night	0	0		0.0	1	1	7.6	7.6
	Breach of Probation	1	2	7.6	15.2	0	2	7.6	15.2
	<b>Total</b>	<b>1</b>	<b>9</b>	<b>7.6</b>	<b>68.4</b>	<b>3</b>	<b>7</b>	<b>7.6</b>	<b>53.2</b>
Drug Possession	Possession Other Controlled Drugs and Substance Act	0	0		0.0	0	1	6.2	6.2
	Possession Cannabis	0	1	6.2	6.2	0	1	6.2	6.2
	Drug related occurrence	1	2	6.2	12.4	0	1	6.2	6.2
	<b>Total</b>	<b>1</b>	<b>3</b>	<b>6.2</b>	<b>18.6</b>	<b>0</b>	<b>3</b>	<b>6.2</b>	<b>18.6</b>
Statutes & Acts	Landlord/Tenant	0	1	3.1	3.1	0	3	3.1	9.3
	Mental Health Act	3	7	3.1	21.7	2	9	3.1	27.9
	Mental Health Act - Attempt Suicide	0	1	3.1	3.1	0	0		0.0
	Mental Health Act û Threat of Suicide	2	9	3.1	27.9	2	4	3.1	12.4
	Mental Health Act - Voluntary Transport	0	1	3.1	3.1	0	1	3.1	3.1
	Mental Health Act - Placed on Form	0	0		0.0	0	2	3.1	6.2
	Custody Dispute	0	0		0.0	1	1	3.1	3.1
	Trespass To Property Act	0	1	3.1	3.1	2	5	3.1	15.5
	<b>Total</b>	<b>5</b>	<b>20</b>	<b>3.1</b>	<b>62.0</b>	<b>7</b>	<b>25</b>	<b>3.1</b>	<b>77.5</b>
Operational	Animal Stray	0	0		0.0	1	1	3.4	3.4
	Animal Injured	0	0		0.0	0	2	3.4	6.8
	Animal - Other	2	2	3.4	6.8	0	5	3.4	17.0
	Domestic Disturbance	4	9	3.4	30.6	5	7	3.4	23.8
	Suspicious Person	11	17	3.4	57.8	11	19	3.4	64.6
	Phone -Nuisance - No Charges Laid	1	1	3.4	3.4	2	3	3.4	10.2
	Phone -Other - No Charges Laid	0	0		0.0	1	1	3.4	3.4
	Fire - Building	1	1	3.4	3.4	0	0		0.0
	Insecure Condition - Building	1	3	3.4	10.2	0	1	3.4	3.4
	Missing Person under 12	1	1	3.4	3.4	0	0		0.0
	Missing Person 12 & older	2	3	3.4	10.2	0	0		0.0
	Missing Person Located Under 12	0	0		0.0	0	1	3.4	3.4
	Missing Person Located 12 & older	1	1	3.4	3.4	0	0		0.0
	Noise Complaint - Residence	0	5	3.4	17.0	2	7	3.4	23.8



## Calls For Service (CFS) Billing Summary Report

### St. Marys March - 2018

Billing Categories (Billing categories below do not match traditional crime groupings)		2018				2017			
		March	Year to Date	Time Standard	Year To Date Weighted Hours	March	Year to Date	Time Standard	Year To Date Weighted Hours
Operational	Noise Complaint - Business	2	4	3.4	13.6	0	0		0.0
	Noise Complaint - Others	0	1	3.4	3.4	0	1	3.4	3.4
	Accident - non-MVC - Industrial	0	1	3.4	3.4	0	0		0.0
	Found-Personal Accessories	0	3	3.4	10.2	0	1	3.4	3.4
	Found-Household Property	0	0		0.0	1	2	3.4	6.8
	Found-Others	0	0		0.0	1	1	3.4	3.4
	Lost-Personal Accessories	0	1	3.4	3.4	0	0		0.0
	Lost-Others	0	1	3.4	3.4	0	0		0.0
	Sudden Death - Natural Causes	1	4	3.4	13.6	2	2	3.4	6.8
	Suspicious Vehicle	0	9	3.4	30.6	6	11	3.4	37.4
	Trouble with Youth	3	8	3.4	27.2	6	14	3.4	47.6
	Medical Assistance -Other	0	1	3.4	3.4	0	1	3.4	3.4
	Vehicle Recovered - Automobile	0	0		0.0	0	1	3.4	3.4
	Unwanted Persons	3	5	3.4	17.0	1	4	3.4	13.6
	Neighbour Dispute	1	4	3.4	13.6	1	7	3.4	23.8
	Other Municipal By-Laws	3	7	3.4	23.8	5	5	3.4	17.0
	Traffic By-Law	0	1	3.4	3.4	0	4	3.4	13.6
	Assist Fire Department	0	0		0.0	0	1	3.4	3.4
	Assist Public	10	40	3.4	136.0	12	35	3.4	119.0
	Family Dispute	2	8	3.4	27.2	4	15	3.4	51.0
	<b>Total</b>	<b>49</b>	<b>141</b>	<b>3.4</b>	<b>479.4</b>	<b>61</b>	<b>152</b>	<b>3.4</b>	<b>516.8</b>
Operational2	False Alarm-Accidental Trip	4	5	1.2	6.0	0	3	1.2	3.6
	False Alarm-Malfunction	2	6	1.2	7.2	1	8	1.2	9.6
	False Holdup Alarm-Accidental Trip	0	1	1.2	1.2	1	2	1.2	2.4
	False Alarm -Others	0	3	1.2	3.6	0	3	1.2	3.6
	False Alarm -Cancelled	2	5	1.2	6.0	2	3	1.2	3.6
	Keep the Peace	1	2	1.2	2.4	1	2	1.2	2.4
	911 call / 911 hang up	8	26	1.2	31.2	4	11	1.2	13.2
	911 hang up - Pocket Dial	2	4	1.2	4.8	0	1	1.2	1.2
	911 call - Dropped Cell	1	4	1.2	4.8	0	0		0.0
	<b>Total</b>	<b>20</b>	<b>56</b>	<b>1.2</b>	<b>67.2</b>	<b>9</b>	<b>33</b>	<b>1.2</b>	<b>39.6</b>
Traffic	MVC - Prop. Dam. Non Reportable	2	6	3.4	20.4	3	5	3.4	17.0
	MVC - Prop. Dam. Reportable (MOTOR VEHICLE COLLISION)	4	7	3.4	23.8	1	2	3.4	6.8



## Calls For Service (CFS) Billing Summary Report

### St. Marys March - 2018

Billing Categories (Billing categories below do not match traditional crime groupings)		2018				2017			
		March	Year to Date	Time Standard	Year To Date Weighted Hours	March	Year to Date	Time Standard	Year To Date Weighted Hours
Traffic	MVC - Prop. Dam. Failed to Remain (MOTOR VEHICLE COLLISION)	2	3	3.4	10.2	0	1	3.4	3.4
	<b>Total</b>	<b>8</b>	<b>16</b>	<b>3.4</b>	<b>54.4</b>	<b>4</b>	<b>8</b>	<b>3.4</b>	<b>27.2</b>
<b>Total</b>		<b>97</b>	<b>281</b>		<b>1,136.1</b>	<b>96</b>	<b>263</b>		<b>1,043.9</b>

#### **Note to Detachment Commanders:**

- The content of each report is to be shared by the Detachment Commander only with the municipality for which it was generated. The municipality may treat this as a public document and distribute it as they wish.
- All data is sourced from the Niche RMS application. Included are 'reported' occurrences (actuals and unfounded occurrences) for 'billable' occurrences ONLY. Data is refreshed on a weekly basis.
- The Traffic category includes motor vehicle collision (MVC) occurrences entered into Niche (UCR code 8521). MVCs are NOT sourced from the eCRS application for this report.
- Only the primary violation is counted within an occurrence.
- Time standards displayed are for the 2017 billing period.

#### **Note to Municipalities:**

- Data contained within this report is dynamic in nature and numbers will change over time as the Ontario Provincial Police continues to investigate and solve crime.
- This report is NOT to be used for crime trend analysis as not all occurrences are included.
- Data groupings within this report do not match traditional crime groupings seen in other public reports such as the OPP Police Services Board reports or Statistics Canada reporting.

INCIDENT NUMBER	DATE	MUNICIPAL ADDRESS	COMMON NAME	CANCELLED PRIOR TO POLICE ARRIVAL	OTHER NOTES
<b>DECEMBER</b>					
LP18059060	05-Mar-18	600 James St S	r-Gain Maple Leaf Foods	Attended	FALSE
LP18060024	06-Mar-18	338 Elizabeth St	St Marys DCVI	Cancelled	FALSE
LP18064558	10-Mar-18	300 Thomas St	Westover Inn	Cancelled	FALSE
LP18065380	11-Mar-18	188 Queen St W	West End Variety	Attended	FALSE
LP18067037	13-Mar-18	22 Wellington St N.	St Marys Company	Attended	FALSE
LP18069026	15-Mar-18	134 Queen St E	Meridian Credit Union	Attended	FALSE
LP18074958	21-Mar-18	134 Queen St E	Meridian Credit Union	Cancelled	FALSE
LP18078869	25-Mar-18	198 Queen St E	Stone Town Physio	Cancelled	FALSE